



2019-2020

Budget Allocation Plan

SELPA VII

Santa Clara Unified, SCCOE

SELPA VII - TABLE OF CONTENTS

2019-20 BUDGET ALLOCATION PLAN

Guiding Principles	1
Components of Agreement.....	2
Appendix A: Memorandum of Understanding	13
COE Operations in Base Year Calculations MOU #1	14
Maximization in Base Year Calculations MOU #2	15
MOU with SE Regarding LCI Cost-Sharing	16
County Office Funds Transfer under LCFF	17
Appendix B: Calculation of Apportionment Distribution.....	21
Formula for Calculating District Apportionments	22
SELPA Revenue Projections	23
Appendix C: Maintenance of Effort.....	27
Appendix D: State-Required Reporting	37
Annual Budget Plan	38
Appendix E: Inter-district Transfer Agreements for Special Education	41
Appendix F: Calculation of SCCOE Special Education Program Costs	59
Appendix G: Federal IDEA Part B Grant Distribution	93
Appendix H: Mental Health Funding	101
Appendix I: SELPA AU	109

GUIDING PRINCIPLES:

1. Definitions:

- **Administrative Unit (AU):** The AU is the agency (County Office of Education) through which the funding passes from the California Department of Education to the districts within the SELPA. The distribution of funds by the AU is guided by the Special Education Local Plan Area (SELPA) Budget Allocation Plan. The AU (or SELPA Office) also has other fiscal and programmatic responsibilities in implementing the Local Plan for Special Education.
- **California Department of Education (CDE):** The California Department of Education is the agency calculating the funding for each SELPA and distributing the funds to the Administrative Unit of the SELPA.
- **Free Appropriate Public Education (FAPE):** Derived from the Federal Law (now IDEA '97), Free Appropriate Public Education refers to public schools being responsible to provide free appropriate public education services to disabled students in public schools, private schools, and to suspended or expelled students with disabilities.
- **Least Restrictive Environment (LRE):** Derived from Federal law (IDEA '97), this term is used to describe how students with disabilities interact with the general education population of students. This term refers to the idea that "to the maximum extent appropriate, children with disabilities are educated with children who are nondisabled and that special classes, separate schooling, or other removal of children with disabilities from the regular educational environment occurs only when the nature or severity of the disability is such that education in regular classes with the use of supplementary aids and services cannot be achieved satisfactorily."
- **Regional Programs:** There are several categories of Regional Programs. For purposes of funding they are identified in three basic categories. The first is programs operated by the County Office of Education with a specific funding mechanism agreed upon by the SELPA being served. The second is a program operated by a district that is designed to serve students from districts within the SELPA. This too has a specific funding mechanism agreed upon by the districts within the SELPA. The third category is a program operated by a district, serving students with low incidence disabilities and is open to all districts within the county.
- **SELPA:** A Special Education Local Planning Area (SELPA) is a district or group of districts united together to provide a continuum of services for students age birth through twenty-two residing within the geographical area. The SELPA governance structure ensures both fiscal and programmatic support to those educational agencies within the geographical region.

2. It is the responsibility of individual districts within each SELPA to assure a Free Appropriate Public Education (FAPE) for each special education pupil residing within its geographical boundaries. This responsibility shall be met by direct provision of services, establishing an agreement with another public education agency, or contracting with a non-public school or agency.
3. Allocation procedures will be fair and equitable to all districts and to the County Office of Education.
4. The maximum State Funding will be fully utilized, according to allocation procedures and the budget allocation plan.
5. Changes in allocation of funding will be determined according to designated timelines, so districts and the County Office of Education can make fiscal and personnel decisions.
6. SELPA Budget Allocation Plans will be developed in accordance with current law.
7. Districts should not be financially impacted in a negative way by operating a program for the benefit of the other districts within the SELPA.
8. The principles of "Free Appropriate Public Education" (FAPE) and "Least Restrictive Environment" (LRE) shall not be compromised by fiscal consideration.
9. Districts shall be accountable for the allocation and reporting of funds in support of programs and services to identified students.
10. A uniform method of payment should be established for students served from outside the SELPA.

COMPONENTS OF AGREEMENT:

1. Flow of Funding:

- a) **State Special Education Apportionments** flow from the California Department of Education (CDE) to the Administrative Unit (AU) which is the Special Education Local Plan Area (SELPA) Office at the Santa Clara County Office of Education (SCCOE). The distribution of revenue is managed by the SELPA Office Administrator and allocated in monthly increments according to the formulas agreed upon and specified in this document to Santa Clara Unified School District and the SCCOE Special Education department in SELPA VII. The SELPA AU will distribute the apportionments immediately upon receipt.

Beginning in 2011-12, a new CDE guideline requires multi-district SELPA AUs to account for all transfers of revenue from SELPA to member LEAs in a Special Revenue Fund (fund 10), outside of the SELPA AU General Fund. Only pass-through revenues will appear in the new fund. SELPA AU and Low Incidence Equipment revenue and expenditures will continue to be accounted for in the General Fund (sub fund 810).

- b) **County Excess Property Taxes for Special Education** will be calculated by the SELPA AU, based on prior year December and April average pupil count. Each district's share of County Excess Special Education Property Taxes will be reduced by that district's share of the cost of using SCCOE Special Education programs. (Appendix B)

Santa Clara County becomes the 5th county in the state with **Special Education "Excess ERAF"** (joining Napa, San Mateo, Marin, and Mono counties). This resulted in a "swap" of SCCOE Special Ed Property Taxes for Special Ed State Aid.

- Prior to 2015-16, the Excess ERAF prior year adjustment "swaps" were done at the SELPA AU level, and affected districts only in the delayed transfer of Excess ERAF property tax for the amount of the Special Ed deficit.
 - In 2015-16, the Special Education Excess ERAF "swap" for Special Ed State Aid becomes the third funding source for AB 602 Entitlements: 1) SCCOE Special Ed "Excess" Property Tax Transfer; 2) Special Ed State Aid, 3) Special Ed Excess ERAF Property Tax. This is a dollar-for-dollar exchange of Property tax for State Aid, with timing of the cash disbursements being the only difference.
- c) **Federal IDEA Grants** Awards are sent directly to SELPA office and are distributed to districts as follows (Appendix G):
- **Federal Local Assistance Entitlement (Resource Code 3310)**
Beginning 2018-19, Preschool Local Entitlement (Resource 3320) will be consolidated into Federal Local Assistance Entitlement.
The Federal Local Assistance Entitlement is distributed to districts by Prior Year P-2 ADA. Beginning 2007-08, Local Assistance to SCCOE will be transferred from districts as partial payment for actual usage of SCCOE programs. (see 3.i Balance to SELPA Level Funding State Aid)
 - **Preschool Grant (Resource Code 3315)**
The Federal Preschool Grant is distributed to districts based on prior year December 1 preschool count (ages 3-5).
 - **Preschool Staff Development (Resource 3345)**
The Preschool Local Entitlement is distributed to districts based on prior year December 1 preschool count (ages 3-5).
 - **Federal Mental Health (see 1.f. Mental Health Funding)**
 - **Alternative Dispute Resolution Grant (Resource 3395)**
The Alternative Dispute Resolution Grant is used to pay for attendees of ADR conferences and cost of hiring an independent ADR facilitator.

Federal and state regulations regarding the use of Federal Grant funds will be strictly adhered to. (See also Maintenance of Effort Section of the Components of Agreement.)

In 2013-14, Federal Local Assistance was removed as one of the funding sources for AB 602. Once removed, State Aid will not automatically backfill any decrease in Federal Local Assistance funding.

Districts will submit to the SELPA office quarterly reports and a final expenditure report summarizing their actual expenditures for the fiscal year. The grants are paid as a reimbursement with the amount based on districts quarterly expenditures report. The grant period is extended to 27 months and a budget plan submission is required if districts have not fully expended the grant amount after the 15 month of grant period. Beginning 2015-16, CDE required LEAs to provide the Indirect Cost Rate and total indirect expenses on the Final Expenditure report.

d) Regionalized Services and Program Specialist Revenue

The SELPA Administrative Unit budget, included in this document, is developed by the SELPA AU and approved by the SELPA Representative Council each year. SELPAs I, II, III, IV and VII share the cost of the SELPA AU by total K-12 ADA using the RS/PS revenue. Beginning 2013-14, Regionalized Services and Program Specialist revenue that was previously used to fund the SELPA AU, were rolled into the AB 602 base calculation. However, beginning 2018-19, the Regionalized Services and Program Specialist Revenue has been reestablished as a separate revenue item using language in AB 1808 Budget Trailer Bill. These are not new funds; they will just be pulled from the AB 602 Base. Previously, in the AB 602 base, they were distributed to districts based on ADA, and will continue to be distributed this way in the new revenue calculation.

SELPA AU will continue to invoice \$400 per district to cover costs of providing for SELPA Staff Development, in lieu of individual registration fees (ex: Diagnostic Center trainings).

e) Low Incidence Equipment and Service Revenue

Santa Clara Unified School District's and SCCOE Special Education Department's share of this state funding will be calculated based on prior year December Low Incidence Pupil Count. Districts will request purchases via Low Incidence Requisition Forms throughout the year, through the SELPA AU office. Any amount not spent by SELPA VII will be carried over for that SELPA's use in the subsequent year. The Low Incidence Equipment inventory will be kept by the SELPA AU office.

In 2013-14, Low Incidence Equipment and Low Incidence Services revenue were blended together and can be spent interchangeably. There will no longer be separate grant reporting on Low Incidence Services.

Purchases of Low Incidence Equipment for inter-district transfer students will come entirely from District of Residence LI Equipment funding, except when transfers cross SELPA AU, in which case the District of Service will pay current year per pupil LI Equipment amount and the DOR will pay the balance.

f) Mental Health Funding

ONE-TIME supplemental mental health funding was allocated to LEAs in fiscal year 2005-06 through 2010-11, for the sole purpose of providing pre-referral interventions to students prior to referral for AB 26.5 mental health services. These services could include: counseling and guidance services, psychological services, parent counseling and training, behavioral services and social work services. These were restricted funds; therefore districts had to ensure that they were used only for pre-referral intervention activities. This funding stream no longer applies, and has been folded into other MH funding streams going forward.

- Federal Mental Health Funds (Resource 3327) is distributed to SELPA VII districts based on Total K-12 PY P-2 ADA.
- State Mental Health Funds (Resource 6512) is distributed to SELPA VII districts based on Total K-12 PY P-2 ADA.

See Appendix H for more detail on guidelines on Mental Health funding.

g) LCI/NPS/SNF Cost Share (Out-of-Home-Care Funding)

SB 1108 (2004-05) provided that the reporting and 100% reimbursement from the state for the cost of NPS tuition for LCI residents became inoperative on June 30, 2004. In place of that, the CDE will calculate annually for each SELPA an amount for "Out-of-Home-Care" funding.

While this funding is intended to help pay the cost of serving a greater population (students living in GH, FFA, SNF, ICF and CCF, served in all types of programs, not just NPS), the estimated amount to be received by Santa Clara County is considerably less than previously received for the 100% reimbursement for the smaller population of LCI/NPS alone.

Because the new funding formula provided less revenue than the previous 100% reimbursement for NPS/LCI, and the cost for these services has not diminished, a deficit in NPS/LCI was anticipated each year which must be shared by all districts in Santa Clara County. The exact method for sharing that deficit was decided by Superintendents representing all the SELPAs in the county.

Beginning in 2010-11, Out of Home Care Funding and Expenditures for NPS/LCI (Paid by SCCOE) are cost shared separately within each SELPA AU. See MOU in Section A. First priority with Out of Home Care revenue remains to reimburse SCCOE for NPS/LCI Tuition expenditures.

2. MOU #1 and MOU #2:

MOU # 1 and MOU # 2 are agreements made between all SELPAs in Santa Clara County during the transition from J-50 to the AB 602 funding model. MOU#1 provides guidelines for distribution of revenue from units reported in SELPA III in the base year for serving pupils in SCCOE programs from all districts in the county. MOU #2 distributes revenue from the base year maximization of J-50 reporting to all SELPAs. (Appendix A)

- In 2005, a consultant was hired to perform an analysis of the two countywide agreements in view of statewide equalization and changes in the use of SCCOE Special Ed programs that have occurred since the agreements were written. Following the study, the (SELPA) Superintendents' Representative Council voted to make no changes to the MOU agreements.
- In 2015-16, a committee consisting of the two SELPA Directors and the two SELPA Fiscal Analysts in NW and SE SELPAs met to assess whether the MOUs still represented a fair re-allocation of AB 602 in the County. The recommendation from the two SELPA AUs was to make no changes at this time.

3. Calculation of Apportionments:

a) Basic Funding Model

As specified in AB 602, the California Department of Education will allocate special education funding to SELPAs based on the SELPA Base Rate per K-12 ADA. The basis for calculation of the SELPA rate is the combined revenue (after deficit) received by all of the districts (and SCCOE) within the SELPA from J-50 reporting of operations in the base year (1997-98). The formula includes a combination of three sources of Special Education Revenue: 1) State Special Education Apportionment, 2) County "Excess" Special Education Property Taxes, and 3) Federal Local Assistance (IDEA Part B). Inter-SELPA unit transfers in the base year were reversed at State-calculated rates to adjust revenue to SELPA-of-Residence. The total of this revenue (in 1997-98) for all member districts of the SELPA divided by the total K-12 ADA (in 1997-98) for all member districts of the SELPA constitutes the SELPA Base (Year) Rate-per-ADA. The base year was amended with the filing of the "Maximization of 1997-98 J-50s (see MOU #2). All subsequent years have been built on this base year rate, by adding COLA, State Equalization (if applicable), positive or negative adjustments for Growth (or decline) in total K-12 ADA, and any other additional SELPA revenue per ADA (such as on-going Mandated Cost Settlement to SELPAs, and Federal Augmentation Revenue to SELPAs, and Supplements to the Base.)

Beginning 2013-14 CDE has removed Local Assistance as one of the 3 funding sources of AB 602 entitlements. There will only be 2 funding sources going forward. CDE is reducing the SELPA rates/ADA

to reflect only the 2 sources of revenue. Local Assistance will be distributed as a stand-alone grant, similar to all of the other IDEA grants. So, any future decrease in Local Assistance will not need to be reflected in a corresponding increase in Special Ed State Aid.

In SELPA VII, Base Rates were calculated for Santa Clara Unified in the same manner, as follows: 1997-98 revenue (from State Special Education Apportionment, County Excess Tax Transfer, and Federal Local Assistance Grant) were added together. Adjustments were made to bring Inter-district Transfer revenue and County Office Special Education Revenue back to Districts-of-Residence. The net result is divided by the total K-12 ADA at P2 1997-98 (as specified in the AB 602 formula). This became the Base Rate for each district as AB 602 was implemented. Each subsequent year a district begins the year with the same entitlement that it ended with the previous year. A district's entitlement increases by any allocation of COLA, or Growth, State Equalization or other additional SELPA revenue made to the district. At the end of each year a new District Base Rate is calculated by dividing the current year revenue by the current year ADA. At the end of each year a comparison will be made of the district Base Rates-per-ADA within the SELPA to determine which districts are lowest-funded and eligible for equity adjustments in the subsequent year. For the purposes of comparing district Base Rates, only the AB 602 formula will be used. Revenue Limit for special education ADA will not be included in this comparison. Sample Revenue Calculation is also included in Appendix B.

For SELPA VII, District Base Rate/ADA equalization was reached in 2007-08. After reaching Base Rate equalization, all districts receive new, on-going, revenue at the same rate per ADA.

Agreement for 2013-14, is to assume Local Assistance is still in the AB 602 Calculation for this one transition year. That is, District rates/per ADA for the total of the 3 sources of revenue (before inter-district transfers and payment for SCCOE Special Ed pupils) will remain equalized during the transition.

In 2014-15, Local Assistance will be distributed to districts outside of the AB 602 Base. In order to continue equalized rates/ADA, Special Ed funding will be distributed using Prior Year P2 ADA instead of by pupil count so that the distributions of Local Assistance do not change during the Grant Award Period.

b) SELPA COLA Funds

COLA for the SELPA is calculated by CDE at a percentage of the bifurcated statewide target. The dollar amount per ADA is distributed to SELPAs based on prior year total K-12 ADA.

Bifurcated COLA (and Growth) began in 2005-06, when the CDE began calculating COLA and Growth on the State/Local portion of AB 602 funding only, basically subtracting average Federal Funding from the average (or Statewide Target) Base Rate. Then the COLA rate is applied to that part of the Statewide Target only.

In 2019-20, the COLA rate is 3.26% or about \$17.5935060619/ADA.

c) SELPA Growth Funds

Any SELPA VII Growth adjustments calculated under AB 602 will be allocated to Santa Clara Unified School District and be built into the district's base rate per ADA.

d) Equity Adjustments

No State Equalization adjustments to SELPAs have been made since 2001/2002.

See Charter School Section regarding equalizing base rates with SCCOE Sponsored Charters.

For transition year 2013-14, in which Local Assistance is removed by CDE as a funding source for AB 602 entitlement, districts agreed to continue to keep Revenue/ADA equalized using all three Revenue Sources for 2013-14.

e) Unallocated Funds

Any unanticipated or unallocated revenue coming to SELPA VII will be reported to the SELPA Operations/Fiscal Committee for review and recommendation as to allocation. A recommendation from the SELPA Operations Committee to the Executive Council regarding the distribution of unallocated funds will be made.

f) Non-Public School/Agency Costs:

A set aside pool of funds for NPS/NPA will not be implemented at the SELPA level for SELPA VII. Districts will continue to be individually responsible for these costs.

g) LCI/SDC/MTU/Trans Cost Sharing

The cost of LCI students receiving services in SDC programs and in SCCOE programs and are residing in NW SELPAs will be shared by all districts based on percentage of total K-12 ADA. Cost sharing credits to districts for serving LCI residents in district SDC programs is aligned to Inter-district transfer agreements (severe/non-severe). Districts charged for sending LCI students to SCCOE programs will be credited the amount charged.

The following will also be included in the LCI Cost-Sharing Agreement. These costs will be shared by all of the districts in the NW SELPAs by total K-12 ADA.

- Palo Alto USD will receive a credit, at the current SCCOE Housing Policy Facilities Rate per class for four classrooms housing the CCS MTU at Juana Briones beginning 2006-07.
- Sunnyvale SD will receive a credit for that amount per class for two classrooms housing the two CCS Satellites (one at Cherry Chase and one at Vargas) beginning 2006-07.
- The cost of transporting OI students confined to wheelchairs from LCI to district programs

h) Funding for Services provided to students in hospitals, Juvenile Court Facilities

- The cost of serving students who reside in hospitals shall be the responsibility of the district in which the hospital is located.
- The cost of special education services provided by SCCOE for students in Juvenile Court Facilities shall be charged to districts, based on usage of the program. See the section on SCCOE funding. Special Education services for students in district-run Alternative Schools programs shall be the responsibility of the district.

i) Balance to SELPA Level State Aid

A countywide Fiscal Subcommittee was assembled in 2006-07 to analyze the practice of using SCCOE's Federal Local Assistance Grant as an offset to the cost of SCCOE Programs billed back to districts, and the effect of this use of Federal Local Assistance Revenue on the calculation of District Special Education Revenue in the SELPA Revenue Projection spreadsheets, line items "Balance to SELPA Level State Aid", and "Cost of SCCOE programs".

- Beginning in 2007-08, Federal IDEA Local Assistance was not allocated to SCCOE by prior year pupil count, as has been done in the past, and was no longer counted among the "Other Revenue Sources" that offset (reduce) the amount of charge-back to districts by usage. The amount of Local Assistance which would be allocated to SCCOE by the pupil count method, will instead, go to districts (by number of pupils in SCCOE Block Programs) and then, that same amount transferred to SCCOE, for partial payment, by actual usage of SCCOE programs. In this way, Federal Local Assistance Revenue to SCCOE will be used as a method of payment for actual usage of programs by districts, rather than an "off the top" subsidy. This method should not significantly change any district or SCCOE PERS reduction, or MOE calculation.
- Also beginning in 2007-08, the SCCOE column in each SELPA's Revenue Projection Spreadsheet, will no longer calculate an AB 602 Entitlement. By using the Federal IDEA Local Assistance, as an internal transfer of funds from districts to SCCOE for payment of services, by usage, and by allocating the SCCOE ASD ADA to districts within a SELPA, SCCOE will no longer accumulate an entitlement which previously needed to be adjusted in the "Balance to SELPA Level State Aid" line. The only

amounts showing in the SCCOE column will be transfers from districts for actual payments by usage of SCCOE programs, and any separate entitlement for SCCOE Charter Schools. SELPA VII will allocate the SCCOE ASD ADA by percentage of Special Education ASD ADA (by district of residence) within SELPA VII.

4. Inter-district Transfers:

It is the intent of the SELPA Budget Allocation Plans that Special Education Funding follows Services.

a) Inter-district Student Transfers (Based on Average Cost)

Dependent upon mutual agreement between districts, the following model for the transfer of Special Education students between districts has been developed, reflecting the estimated average cost of providing Special Education services. A transfer reporting form may be completed by districts and submitted to the SELPA fiscal advisor. The transfer reporting form shall report services provided on December 1 and April 1 to non-district students. The SELPA office will record the information and adjust apportionment distribution to districts accordingly, based on the reporting forms. The cost of serving the transfer pupil will be subtracted from the District-of-Residence's Special Education Apportionment and added to the apportionment for the District-of-Service. (Appendix E)

Responsibility for providing Low Incidence Equipment to a Low Incidence qualified Inter-district transfer student shall, by agreement, fall primarily on the District-of-Residence.

For the complete list of agreements regarding responsible district in Inter-district transfer situations, please refer to the SELPA Inter-district Transfer Policy.

b) Designated Regional Program Student Transfers (Based on Actual Costs)

SELPA Regional Programs, in this context, refer to those programs designated by the SELPA as specialized, requiring full funding to safeguard their existence and operation for the benefit of the SELPA. The funding model for transfer students will be used as the general method to establish costs on a per student basis, however, actual costs rather than average costs should prevail in this model. A listing of Actual Cost Reimbursement Regional Programs appears in the Inter-District Transfers section of this booklet.

****IMPORTANT NOTE****

Districts in SELPAs I, II, III, IV and VII which serve students who reside in SECSE SELPA will contract independently with those districts in SECSE SELPA for Special Education Services provided. In these instances only, apportionments will not be adjusted for the transfers. Any transfer of funds must be made through invoicing and issuance of warrants.

5. Calculation of SCCOE Funding:

a) Santa Clara County Office of Education (SCCOE) Special Education Block Rates

The SCCOE programs have been given high priority for funding purposes. These programs are considered regional programs operated for students requiring very specialized services who reside in various districts within the six SELPAs in Santa Clara County. A "Building Block" model has been developed for the calculation of costs associated with these programs, and is included in Appendix F. Average salaries and costs were compiled as well as additional services required for the more intensive needs programs. The costs have been calculated for the **Foundation (Basic) Block** along with the costs for augmented services (building blocks) for the more intensive needs programs. Block rates have increased and/or been re-benched over the years, as detailed in the exhibits in the SCCOE section (Appendix F).

All county programs are based on an average ratio of one teacher to ten (1:10) students with the exception of the autistic program, which is built on a one to eight (1:8) ratio. The cost of the program (based on the building block model) will be charged to each district according to the percentage of students that a district has in a specific block program for that year. The funding allocation for SCCOE students served in the base

year (1997-98) has been adjusted back to districts of residence. Current Year charges will be deducted from the districts' allocation of County Excess Special Education Property Tax.

In 2012-13, Mental Health Services formerly provided by County Mental Health will need to be provided by other sources/agencies in 2012-13. If districts wish to use Mental Health Revenue for Mental Health Services in the ED Block, it will be possible to direct a portion of a district's MH funds to SCCOE in payment of the Mental Health component of the ED Block. Mental Health funds will not go directly to SCCOE (as an allocation), but only in payment of a district's obligation for the Mental Health component for SCCOE E.D. students. All blocks will increase slightly due to increased costs.

In prior years beginning in 2013-14, NW and SE SELPAs have used the December 1 and April 1 census dates, for calculating charges for SCCOE programs. However, effective 2017-18, NW and SE SELPAs will use the average of October to April (7x) block enrollment census dates in the calculation of charges for SCCOE programs.

Also in 2013-14 and 2014-15: CDE switched to LCFF (Local Control Funding Formula) from the Revenue Limit Funding model at P2 2013-14. Approximately \$7.5 million which SCCOE previously received from the County Office Revenue Limit Funds Transfer to help fund the SCCOE Special Ed Block Programs reverted to the Districts of Residence of those students sent to SCCOE Special Ed Block Programs. More Special Ed Revenue gets diverted to SCCOE within each SELPA for those students, to backfill the loss of the \$7.5 million in Revenue Limit, while Districts of Residence keep all of the unrestricted LCFF revenue for those students. See MOU and explanation, Section A-5 through A-7. County Office Funds Transfer MOU extended for 2016-17, and will be reviewed annually.

Re-benched block rates are presented to SELPAs annually. In 2019-20, SELPA VII has approved to use the re-benched Block Rates. (See Appendix F on SCCOE Block Rates for details).

Any difference in revenues collected and actual cost of SCCOE programs, after closing the current year will be adjusted in the subsequent year. SCCOE may carry over a reserve of Special Education revenue, which does not exceed 2% of its Special Education Expenditures for the year, for the purpose of rate stabilization to districts. Any reserve in excess of 2% will be returned to districts on a rate-per-pupil-attending-SCCOE-programs basis.

The funding model for DIS services will be based on the actual salary and benefits plus travel for DIS staff, such as Visually Impaired, and Adaptive Physical Education. (VI Program has a recommended standard of 120 hours per teacher per month).

b) Special Education Services in Alternative Schools

Beginning in 2002-03, Special Education services for students in SCCOE Alternative School Programs are charged back to districts by usage, in a formula similar to the block formula described above. This process replaces the previous method of charging each SELPA a percentage of the cost for these services "off the top" of the SELPA funds. Students can be enrolled in SCCOE Community Schools Programs only with a written agreement between the district and the SCCOE.

Beginning in 2013-14: With the P2 change to LCFF funding from Revenue Limit Funding, the amount of LCFF Base Funding received directly by SCCOE for Special Ed (SDC) in Court Schools ADA, will partially offset any costs to districts of residence for SCCOE Special Ed in Alt Ed.

c) SCCOE Facilities Policy

All SELPA Executive Councils in Santa Clara County have approved a policy to cover housing for programs operated by the SCCOE Special Education Department on district operated sites. Each school district has the responsibility for providing classroom space for the number of resident students enrolled in SCCOE Special Education programs. This housing policy specifies that when a district provides less space than its obligation, a housing fee will be added to the estimate of cost of SCCOE programs for that district.

A housing compensation will be issued to the district in the form of a cash journal when district provides more space than its obligation. The SELPA facilities committee each year will recommend the value to be used in the calculation of the housing fee or compensation. (Appendix F)

Starting with 2016-17, the custodial and utilities costs incurred at the 5 "SCCOE New Construction Sites" will be removed from the blocks costs and put into Facilities costs. Another change to Facilities Policy is for district who provides space for SCCOE classroom, if they are unable to provide custodial, utilities and associated supplies, they will pay the actual cost for SCCOE to provide them.

SELPA VII approved the 2019-20 SCCOE Special Ed Facilities Rates. Pending results of Facilities Study, conducted by the School Services of California, they agreed to use the same facilities rates used in 2018-19 (keep rates at status quo).

d) SCCOE Special Ed Transportation

SCCOE transports LCI (and similarly, SNF) residents to SCCOE programs. Districts transport LCI students to District Programs, with the one exception that the SELPA I cost of transporting wheelchair pupils from LCI to District Programs is rolled into the NW SELPAs LCI/SDC cost share. Starting 2009-10, SCCOE Special Ed covered the Transportation deficit. Future discussion will need to address payment of these costs as the Transportation deficit continues to rise.

6. Maintenance of effort (E.C. 56841):

Federal funds for special education should be used to supplement and not supplant state and local funds (E.C. 56841). The specifics of the federal regulations translate this into an MOE calculation, based on expenditures for special education (Sections 300.203-300.205 of Title 34 of the Code of Federal Regulations [CFR]).

The general rule under the MOE requirement is that LEAs must spend at least the same level of state and local funds (or local funds only) on special education as in the prior year, either in terms of total or per-capita expenditures. If an LEA fails this initial test, the federal regulations allow an exempt reduction Under 34 CFR Section 300.204:

- a. Voluntary departure, by retirement or otherwise, or departure for just cause, of special education or related services personnel.
- b. A decrease in the enrollment of children with disabilities.
- c. The termination of the obligation of the agency to provide a program of special education to a particular child with a disability that is an exceptionally costly program, as determined by the SEA, because the child:
 - i. Has left the jurisdiction of the agency;
 - ii. Has reached the age at which the obligation of the agency to provide free appropriate public education (FAPE) to the child has terminated;
 - iii. No longer needs the program of special education.
- d. The termination of costly expenditures for long-term purchases, such as the acquisition of equipment or the construction of school facilities.
- e. The assumption of cost by the high cost fund operated by the SEA under 34 CFR Sec. 300.704(c).

The eligibility standard in Section 300.203(a) requires that, in order to find an LEA eligible for an IDEA Part B subgrant for the upcoming fiscal year, the CDE must determine that the LEA has budgeted for the education of children with disabilities at least the same amount of local, or state and local funds, as it actually spent for the education of children with disabilities during the most recent fiscal year for which information is available.

The compliance standard in Section 300.203(b) prohibits LEA from reducing the level of expenditures for education of children with disabilities made by the LEA from local, or state and local, funds below the level of those expenditures from the same source for the preceding fiscal year.

Beginning 2016, MOE for LEAs must meet the "subsequent-year rule" where if an LEA fails to meet the MOE test in one year, the LEA is required in subsequent fiscal years to maintain effort at the level prior to the failure. Thus, the LEA must calculate its level of effort on the most recent fiscal year in which the MOE test was met.

In order to receive and keep Federal IDEA Funding:

- If the SELPA fails to pass the SEMB (Budget) software test, no Federal IDEA funds will flow to the SELPA in the current year.
- If the SELPA fails to pass the SEMA (Actuals) software test, the amount that the SELPA is short of meeting the requirement, will be returned to the CDE. Those LEAs which failed to meet the MOE requirements in the Actuals to Actuals test will be responsible for the loss. The amount recovered by the CDE will be deducted from the revenue received by those districts.
- If the SELPA passes, but a district fails to meet MOE, federal IDEA funds will be redistributed within the SELPA pursuant to SELPA policy.

7. **Charter School Policy – Excerpts related to fiscal issues:**

Funding for special education services, participation in the governance structure and responsibility for provision of services shall be based on the categorization of the individual Charter School (operating as a public school of its chartering entity or functioning as an LEA). Schools chartered by a LEA shall negotiate their charter and MOU with the school district from which they are seeking the charter. Charter schools may also elect to be deemed a Local Educational Agency (LEA) by providing verifiable written assurances that the Charter School will participate as a LEA in a SELPA for purposes of the provision of special education services.

- a) **Public School within a District** will participate in the State and Federal funding in the same manner as other schools within the chartering district. The chartering district will be responsible for ensuring that all children with disabilities enrolled in the Charter School receive special education and related services in a manner that is consistent with all applicable provisions of State and Federal law. The district will be responsible for funding appropriate special education services in the Charter School, even though the student may live anywhere in the State of California. The district and Charter School may enter into agreements whereby the Charter School is billed for excess costs associated with providing special education services to identified students, including the administration of special education programs. The Charter School may also be held fiscally responsible through the MOU for a fair share of any encroachment on the district's general fund that is created by the provision of special education services throughout the district.
- b) **Public School within the County Office** will participate in the State and Federal special education funding in the following manner: (1) the SELPA where the charter school is located will distribute special education funding to the SCCOE pursuant to the SELPA Budget Allocation Plan; (2) the SCCOE will use these funds to fund the actual cost of special education services provided by the Charter School up to the total amount generated; (3) any unused funds will be returned to the SELPAs in the same proportion in which they were received. The SCCOE and the Charter School may enter into agreements whereby the Charter School is billed for excess costs, based on the SELPA-Wide average rate of local support per ADA associated with the provision of special education services to identified students, including the administration of special education programs.
- c) **Charter School as a LEA within the SELPA** A Charter School may apply to become a LEA for the provision of special education services. Application must be made to the respective SELPA by February first of the school year preceding the school year in which the Charter School anticipates operating as a LEA within the SELPA. The Executive Council of Superintendents will determine whether the Charter School has provided the requisite assurances. Once deemed a LEA, the Charter School, like all other members of the SELPA will...receive State and Federal funding for the special education in the same manner as other districts within the SELPA...be responsible for all costs incurred in the provision of special education services.

Any return of COE Charter school funds in SELPA VII will go to SCUSD.

SCCOE Charter Schools within the SELPA will receive the same AB 602 Entitlement per ADA as the equalized districts within the SELPA.

For the complete SELPA Charter School Policy, please refer to SELPA Policy and Procedures Manual.

8. Interest on SELPA Pass-through Revenues:

Distribution to districts of interest accrued on SELPA revenues will be calculated as a percentage of district Special Education State Aid to total Special Education State Aid distributed to all districts by the SELPA AU, at the end of any fiscal year.

9. Amendment to Prior Year Budget Allocation Plan:

None.

10. District Financial Reports for the Budget year: as required,

By SACS goal and function are summarized in the MOE Reports by district and by SELPA, and will be kept at the SELPA AU and be available to the public. The Annual Budget Plan as required by E.C. 56205, appears in this document, Appendix D.

11. SELPA AU Fiscal Responsibility to districts in SELPAs I, II, III, IV and VII:

- a) Apportionment (Sp. Ed. State Aid) calculation and distribution
- b) County Sp.Ed. (Excess Tax) Calculation and distribution
- c) Federal IDEA Part B Grant Calculation, Distribution and Expenditure reports
- d) Low Incidence
- e) Fiscal Record keeping per (E.C. 56195.7)
- f) Apportionment adjustments for MOUs, Inter-district transfers within five SELPAs and SCCOE program costs.
- g) Apportionment adjustments for LCI/MTU Cost-sharing
- h) Prior Year apportionment adjustments, and distribution of any carryover funds at year end
- i) Distribution of Interest on SELPA Pass-through funding
- j) Annual preparation/distribution to districts of SELPA Fiscal Documentation:
 - o SELPA Budget Allocation Plan
 - o SELPA Year End Closing, Calculations for revenue distribution
 - o SELPA MOE reporting

12. SCCOE Special Ed Department Fiscal Responsibilities:

- a) With the fiscal separation of SELPAs V and VI in 2001-02, SCCOE per agreement will complete the infant and NPS/LCI "J-50" reports for the CDE
- b) Completion of Part C Federal Grant Applications and Expenditure Reports
- c) Prepares estimate of increase in students and classes for subsequent year
- d) Provides Block Enrollment information
- e) Provides 1:1 Aide use information

13. Hughes Bill Mandate Settlement:

In response to legislation (AB 2586 Hughes Bill), the State Board of Education in 1993 adopted regulations requiring LEAs to develop BIPs (Behavior Intervention Plans) for special education students who exhibit serious behavioral problems. The regulations imposed detailed and costly requirements that exceed federal law. Test Claim CSM-4464 was tied up in the mandate reimbursement process and in the courts for over 14 years. A settlement was finally reached with Education Legal Alliance, working on behalf of San Diego USD and Butte and San Joaquin COEs. CSBA and the Education Legal Alliance had responsibility for securing approval of the proposed settlement. In order for the settlement to take effect, 85 percent of LEAs representing

92 percent of the statewide ADA had to waive their rights to file additional mandated cost claims on the current Hughes Bill statute and regulations. Resolutions and waivers were taken to School Boards for approval and returned to CSBA in February 2009. The Settlement is currently awaiting legislation AB 661 (Torlakson) to implement. Estimated payment schedule is included, for reference, should the Mandate Settlement be implemented through legislation. At this writing, the Hughes Bill Mandate Settlement (on-going increase to AB 602 Base Rates) is not yet included in Special Ed Revenue Projections from SELPA AU, following advice of School Services. Funding for the Mandate was not included in the 2009-10 State Budget, and indications are that it would be difficult to fund, given the current State Fiscal Crisis. Still no Funding in 2010-11, and 2011-12, and 2012-13.

Districts filed Hughes Bill Mandated Cost Prior Years Reimbursement Claim forms with CDE in 2013/2014. Still no funding has been appropriated to pay claims in 2013-14.

The BIP mandate is the focus of a CSBA lawsuit challenging the State's failure to pay what has already been determined to be a reimbursable cost. They are working on their submission to the court, hoping to overturn the statute requiring that special education apportionments offset districts' BIP claim. (*Per inquiry from School Services of California, February 2015*)

The \$4 billion owed to schools for unpaid mandate claims is part of the "wall of debt" and includes BIP. The Governor's Budget proposes to provide about \$180/ADA in unrestricted funds in 2015-16 to all local education agencies, including charter schools. The Budget also proposes that for LEAs with outstanding mandate claims, the dollars received be counted against their claims.

14. Parentally-Placed Student in Private School:

The LEA where the parentally-placed children with disabilities in private schools are *located* is responsible for child find and providing special education and related services. LEAs must use a proportionate share of their Individuals with Disabilities Education Act (IDEA) 611, Part B funds, Resource 3310 to provide special education and related services to parentally-placed children with disabilities enrolled in private schools and who attend private schools *located* in the LEA. There is no exception for out-of-state parentally-placed children with disabilities attending private schools located in the LEA. Therefore, out-of-state parentally-placed children with disabilities must be included in the group of parentally-placed children with disabilities whose needs are considered in determining which parentally-placed private school children with disabilities will be served and the types and amounts of services to be provided.

15. Excess Cost Calculation:

Amounts provided to an LEA under Part B of the Act may be used only to pay the excess costs of providing special education and related services to children with disabilities. Excess costs are those costs for the education of an elementary school or secondary school student with a disability that are in excess of the average annual per student expenditure in an LEA during the for an elementary school or secondary school student, as may be appropriate. An LEA must spend at least the average annual per-student expenditure on the education of an elementary school or secondary school child with disability before funds under Part B of the IDEA are used to pay the excess costs of providing special education related services.

APPENDIX A
MEMORANDUM OF UNDERSTANDING (MOU) BETWEEN SELPAs

1. MOU # 1 – COE Operations in Base Year Calculations
2. MOU # 2 – J-50 “Maximization” in Base Year Calculations
3. MOU with SE SELPA regarding LCI Cost-Sharing
4. Santa Clara County Office Funds Transfer for Special Education ADA under LCFF



Santa Clara County Office of Education (SELPAs I - VII)

Memorandum of Understanding #1

COE Operations in Base Year Calculations (March, 2000)

Implementation in 98/99 of the new Special Education Funding Formula mandated by AB 602, illuminates some critical issues which would be best served by written policy agreement between all SELPAs.

Background

County Office of Education Special Education programs were, under the J-50 Funding Model (which ended in fiscal year 97/98), reported in SELPA III. AB 602 specifies a formula for determining SELPA revenue for all future years according to the revenue which was generated by district J-50's within the SELPA in the base year (97/98). The AB 602 formula provides a means to adjust revenue back to SELPA of residence in the base year for all unit transfers between SELPAs. There are, however, some elements of County Office Special Education Funding which cannot be adjusted to SELPA of Residence via the unit transfer formula. This revenue remains in SELPA III, but clearly does not belong solely to the districts in SELPA III. It is the amount and disposition of this revenue which is being addressed in this document.

1) The 24.27 Frz Units in SELPA III identified by Paul Goldfinger, of School Services as funding for COE programs which serve all of the districts in the county. This is over and above what would be considered SELPA III's share of COE funding based on pupils in COE programs.

Revenue transfer from SELPA III Base Funding	\$2,040,125 (transfer to COE)
18.45 SDC 1 Aide x \$89,516 = \$1,651,570	
5.82 DIS x \$66,762 = \$388,555	
Calculated at CDE posted Transfer Rates	

2) COE Base Year (97/98) Extended Year Funding **\$3,039,659** (transfer to COE)

Revenue transfer from SELPA III Base Funding
From 97/98 Annual J-50 COE SELPA III

3) COE NPS/NPA Column A, B Base Year Reimbursements

base yr SELPA II OT Louise Faulker contract reimbursement	\$ 952,300 (transfer to COE)
base yr SELPA II OT Louise Faulker contract reimbursement	\$ 50,050 (transfer to SELPA II Reg.Serv)
base yr SELPA III OT Pediatric Interv. contract reimbursement	\$ 103,690 (transfer to SELPA III Reg.Serv)
Revenue transfer from SELPA III Base Funding	\$ 1,106,040
From 97/98 Annual J-50 COE SELPA III	

4) COE Alternative Schools Grant


\$116,625

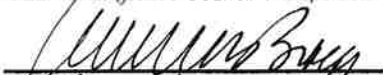
Total

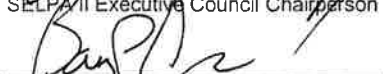
\$6,302,449

Policy Agreement


By agreement of all seven SELPA Executive Councils, **\$6,148,709**, which is included in the base funding of SELPA III, will be transferred from SELPA III to the COE to fund programs serving all districts in Santa Clara County. This transfer of **\$6,148,709 (less deficit)** will occur every year. The COE will calculate the cost of operating Special Education Programs and the above amount will be transferred to the COE to partially fund those programs. These revenues will be used to offset the final cost of COE programs which will be charged to districts based on actual usage of those programs. In addition **\$50,050** will be transferred from SELPA III's base funding to SELPA II's Regionalized Services Budget, and **\$103,690** will be transferred from SELPA III's base funding to SELPA III's Regionalized Services Budget, as indicated above. These latter two amounts were paid with SELPA Regionalized Services funds and reported and reimbursed through the COE's J-50 (in SELPA III) in the base year.



SELPA I Executive Council Chairperson


SELPA II Executive Council Chairperson


SELPA III Executive Council Chairperson

**To be signed
following final
certification and
review of 97/98
Base Year figures**


SELPA VII Executive Council Chairperson


SELPA IV Executive Council Chairperson

SELPA V Executive Council Chairperson

SELPA VI Executive Council Chairperson

Santa Clara County Office of Education (SELPAs I - VII)

Memorandum of Understanding #2

MAXIMIZATION in Base Year Calculations (March, 2000)

Recertification of the AB 602 Base Year J-50s (97/98) in February of 2000, revealed an uneven distribution among the seven SELPAs of the gains realized by Paul Goldfinger's (School Services) Countywide Maximization of Revenues.

Background

The Paul Goldfinger "Maximization" of Revenue for fiscal year 97/98 generated a prior year adjustment of \$1,997,738 in shared gain for Santa Clara County. An additional \$203,852 was generated as a result of specific operational changes to district J-50s. As in past practice the shared \$1,997,738 gain will be distributed to districts based on pupil count, see attached schedule, as a one-time prior year adjustment in 99/00. The \$203,852 will go to the districts which generated those funding changes by correcting the reporting of their operations for that year.

Maximization in the Base Year of AB 602 funding

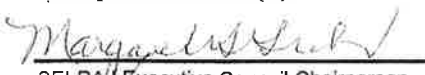
Because 97/98 is the Base Year for calculation of all future SELPA funding under AB 602, it is important to look at the fair distribution of this shared Countywide increase in funding as it rolls into the SELPA base rates. When the Maximized J-50s were rolled into the SELPA Base Rates by the California Department of Education, the gain from Maximization fell unevenly among the seven SELPAs.


Inter-SELPA apportionment adjustments to fairly distribute the Maximized Base Year Revenue to all SELPAs

	{a}	{b}	{c}	{d}
	Base Year	Actual amount	Difference	Adj Entry in 99/00
	97/98	rolled into		Difference times
	Maximization	SELPA Bases		99/00
	Distribution	by CDE		Base Proration
	by Pupil Count	AB 602 formula		0.9599306091
SELPA I	182,387	135,049	47,338	45,441
SELPA II	213,902	144,910	68,992	66,228
SELPA III	309,520	(101,081)	410,601	394,148
SELPA IV	255,921	(293,011)	548,932	526,937
SELPA V	758,002	1,882,725	(1,124,723)	(1,079,656)
SELPA VI	156,993	315,909	(158,916)	(152,548)
SELPA VII	121,012	(86,816)	207,828	199,500
Totals	1,997,737	1,997,685	52	50

Policy Agreement


By agreement of all seven SELPA Executive Councils, \$1,997,738, representing the net shared benefit of Countywide Maximization of 97/98 Base Year Revenue, will be adjusted each year, beginning with 98/99 to roll the original distribution by pupil count into each of the SELPA Bases. For the purpose of Revenue Projection, the full amount in Col. {a} will appear in the SELPA Appendix B Base Year calculation, line #3. For each current year adjustment of revenue, the amount in Column C will be multiplied times that current year base entitlement proration factor, example in Column {d}.

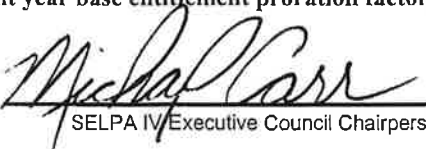

SELPA I Executive Council Chairperson


SELPA II Executive Council Chairperson


SELPA III Executive Council Chairperson

**To be signed
following final
certification and
review of 97/98
Base Year figures**


SELPA VII Executive Council Chairperson


SELPA IV Executive Council Chairperson

SELPA V Executive Council Chairperson

SELPA VI Executive Council Chairperson

Santa Clara County Office of Education

Memorandum of Understanding Between Santa Clara County Office of Education SELPA and the South East Consortium for Special Education SELPA

The Administrative Units of the SELPAs in Santa Clara County have met to determine Agreements concerning the funding of Non-Public Schools and Licensed Children's Institutions (LCI) in the County. Items to be addressed herein include revenue and expenses in 2009/10 and carryover dollars from the current NPS/LCI account.

The SELPAs agree that:

The revenue and expenses will continue in 2009/10 to be based on income as charted over time, including the revenues from bed count, revenue limits for NPS/LCI, and any forthcoming adjustments from CDE. Costs from those funds will continue to be for NPS/LCI tuition and actual costs of serving any SNF students.

To provide an insurance that no district or AU will be hurt this year unexpectedly and the carryover dollars of \$673,553 will be used to balance costs in 09/10. If there is any remaining balance, the balance will be distributed by ADA to the AUs to use as they see fit. If excess costs in both AUs exceed revenue and the carryover, those costs will also be split by collecting the difference on an ADA basis. If only one AU has a deficit beyond the carryover, that AU will be responsible for the difference.


For the future, beginning in 2010/11, earned income will continue to be from the current sources, but will be separated by AU for each group's costs.


Marc Liebman, Superintendent, Berryessa SD


2.3.10
Date


Rhonda Farber, Superintendent, Campbell UHSD

2-11-10
Date


Nancy Birenbaum, Director,
South East Consortium for Sp ED
SELPA XI

2/9/10
Date


Michele Syth, Director,
Santa Clara County Office of Education SELPA
SELPAs I, II, III, IV and VII

2-9-10
Date

**County Office Funds Transfer (formerly Revenue Limit),
for SCCOE Special Education ADA under LCFF**
(District-funded pupils attending County Office Special Education Programs)

In March of 2014, SCCOE held a countywide meeting to address the issue of the discontinuance of the County Office (Revenue Limit) Funds Transfer under the new LCFF funding formula. CDE had requested that each County Office develop its own agreement with districts sending pupils to County Office Programs, to fill the funding gap for County Office programs no longer receiving the Revenue Limit funding for Sp Ed pupils served. One great difficulty in developing an agreement was the complexity and variation between districts of the LCFF Base and LCAP-Supplemental and Concentration Grant formula. Some counties developed elaborate calculations for moving LCFF funds from district of residence to the County Programs where those students were served. **In our county, districts in each SELPA signed an MOU, saying that for 2013/2014 and 2014/2015, Districts-of-Residence would keep the LCFF funds generated by the COE Sp Ed ADA, but more Sp Ed revenue within each SELPA would follow those pupils from District-of-Residence to COE to make up for the loss of Revenue Limit funding for those students. As a result, Districts-of-Residence of SCCOE pupils receive less Sp Ed revenue, but keep more unrestricted LCFF funds. Total revenue to COE for serving Sp Ed pupils is unchanged by this agreement.**

As 2013/2014 came to an end, the California Department of Education began posing questions as to whether we should be looking at a consistent approach to this issue statewide. When the new **Principal Apportionment Data Collection** software came out in December, 2014, CDE offered a new **OPTION**. In reporting attendance: **If both** District and COE agree and each selects the **OPTION** in reporting P1 Attendance, and COE provides an agreed-upon dollar amount to transfer (for each district), CDE will then do an automatic LCFF funds transfer from the district to the County Office in 2014/2015. This option can only be designated at P1, and will be available for selection annually at P1. The P1 2014/2015 attendance reporting deadline was January 15, 2015. If no selection was made under this **OPTION**, no automatic transfer of LCFF funds from District-of-Residence to COE will happen in 2014/2015.

After careful review, it was the recommendation of SCCOE and the SELPA Administrative Units that for 2014/2015, we abide by our MOU through this year, and do not select this **OPTION in 2014/2015**

**Memorandum of Understanding between Santa Clara County Office of Education
and Santa Clara County School Districts**

**For District-funded pupils attending Santa Clara County Office of Education
Special Education Programs under Local Control Funding Formula**

Background:

Beginning in July 2013, the State of California implemented a new funding model for education of students in public schools. This model is known as Local Control Funding Formula (LCFF). As a result of this model, some significant changes were made in the funding of programs operated by county offices of education.

Prior to July 2013, Revenue Limit for ADA for students with disabilities who attended county programs was diverted at state level and sent directly to the county offices of education as the general education share of the cost of county special education programs. This funding stream was known as County Office Revenue Limit Transfer (RLT). Under LCFF, this funding stream from the California Department of Education (CDE) to county Offices no longer exists. Instead, the funding for the Santa Clara County Office of Education Special Education programs (SCCOE) ADA will go directly to the resident school districts.

For the fiscal year 2013-2014, even though the LCFF model was in place, appropriations were made based upon the previous funding model. The Revenue Limit Transfer money was sent directly to the county offices of education, just as it had been done in the past. As the California Department of Education (CDE) and districts begin to actually implement LCFF at the P2 certification of 2013/14, reconciliations in the funding streams will need to be made before year end closing. Therefore, the Revenue Limit Transfer funding stream will be returned to districts of residence. However, these (approximately \$7.5 million) Revenue Limit Transfer dollars were committed toward the operation of the county special education programs.

Purpose:

It is the purpose of this Memorandum of Understanding (MOU) to resolve two issues in regards to funding special education programs in Santa Clara County Office of Education.

- a) For 2013-2014, resolve the issue of the Revenue Limit Transfer dollars that were sent directly to Santa Clara County Office of Education (SCCOE) under the old funding formula and will now be redistributed to school districts (LEAs) at the end of the fiscal year at the state level.
- b) For 2014 -2015, resolve the issue of how to fund, under LCFF, the Special Education programs that are operated by the SCCOE.

Agreements:

- 1) For the 2013 – 2014 fiscal year, the Revenue Limit Transfer dollars continue going to SCCOE through the Advance Apportionment until the California Department of Education certifies LCFF funding for the first time at the P2 certification of 2013/14 in July 2014. After the P2 apportionment certification in July 2014 as the fiscal year is closing, CDE will redistribute the RLT funds as LCFF funds, taking them back from SCCOE and distributing them to districts of residence. South East Consortium and North West Santa Clara County SELPA Administrative Units (AUs) will adjust Special Education revenue distributions so that a recalculated amount (i.e., an amount including the approximately \$7.5 million RLT) will be transferred from LEAs to SCCOE for the cost of students attending Santa Clara County Office of Education Special Education programs.
- 2) For the 2014 -2015 fiscal year, Southeast Consortium and North West Santa Clara County SELPA AUs will adjust Special Education Revenue distribution from LEAs and transfer that amount to SCCOE for students attending SCCOE Special Education programs.
- 3) SCCOE will provide a general description of services provided to SCCOE Special Education pupils that can be referenced by all districts in their Local Control and Accountability Plans. (LCAP).

AUTHORIZED SCCOE AGENTS:

Mary Ann Dewan 5/14/14
Mary Ann Dewan Date
Interim Superintendent

Nancy Guerrero 5/14/14
Nancy Guerrero Date
Special Education Director

Beth Majchrzak 5/14/14
Beth Majchrzak Date
SELPA Director

SELPA VII SUPERINTENDENT

Stanley Rose, III 5-14-14
Stanley Rose, III Date
Santa Clara Unified SD

**Amendment to the Memorandum of Understanding
between Santa Clara County Office of Education and Santa Clara County School Districts**

For District-funded pupils attending Santa Clara County Office of Education Special Education Programs under Local Control Funding Formula

Agreement:

Southeast Consortium and North West Santa Clara County SELPA AUs will adjust Special Education Revenue distribution from LEAs and transfer that amount to SCCOE for students attending SCCOE Special Education programs. **Districts of Residence will receive and keep LCFF funds for Special Education students attending the SCCOE Block Programs.** This agreement shall be renewed annually unless an overriding policy is enacted by the California Department of Education.

APPENDIX B
CALCULATION OF APPORTIONMENT DISTRIBUTION

Following is a summary documentation of the following:

1. Preliminary Special Education Revenue Projection for Districts

FORMULA FOR CALCULATING DISTRICT SPECIAL EDUCATION STATE APPORTIONMENT

CALCULATION:

Total SELPA ENTITLEMENT

Plus COLA,

Plus/Minus GROWTH/DECLINING ADA,

Equals SUBTOTAL ENTITLEMENT,

Minus LOCAL SPECIAL ED PROPERTY TAX ALLOCATION TO DISTRICT,

Minus APPLICABLE EXCESS ERAF ALLOCATION TO DISTRICT,

Plus/Minus INTER-DISTRICT TRANSFERS IN/OUT,

Equals STATE SPECIAL EDUCATION APPORTIONMENT TO DISTRICT (BEFORE
DEFICIT FACTOR)*

*To the extent the SELPA apportionments are deficated by CDE; district apportionments will also be deficated.

**SELPA VII: 2019-20 REVENUE PROJECTION
BUDGET DEVELOPMENT**

S7

5/21/2019 May Revised - COLA

	SANTA CLARA	COE	COE CHARTER-MAGNOLIA	SELPA AU (TAKEN OUT OF PS/RS)	PR YR ADJ	TOTALS
2017-18 CALCULATIONS - ANNUAL						
BEGINNING ENTITLEMENT	7,697,567.92	-	0.00	91,632.02	(207,828.00)	7,581,371.94
ADJUST FOR SELPA AU (\$6.62 PER ADA)	(6,370.79)	-	-	6,370.79	-	-
ADJUSTED BEGINNING ENTITLEMENT	7,691,197.13	-	0.00	98,002.81	(207,828.00)	7,581,371.94
COLA - 1.56% OR \$8.3098135809 PER PY ADA	122,635.98	-	-	-	-	122,635.98
GROWTH AT \$540.9901713306	28,245.10	-	-	-	-	28,245.10
GROWTH RECONCILIATION WITH COE	(486.89)	-	-	-	-	(486.89)
EQUALIZATION ADJ WITHIN SELPA	-	-	-	-	-	-
ADJUSTED BASE ENTITLEMENT	7,841,591.32	-	0.00	98,002.81	(207,828.00)	7,731,766.13
BASE RATES PER ADA	529.47	-	-	6.62	-	529.47
BASE RATE EQUITY	(0.00)	-	-	-	-	(0.00)
\$ NEEDED FOR EQUITY	(0.00)	-	-	-	-	(0.00)
2017-18 EST (AT 2017-18 P2 ADA)	14,805.04	5.14	-	-	-	14,810.18
2017-18 EST (AT 2017-18 P2 COE ASD ADA, ALLOCATED TO DISTRICT)	5.14	(5.14)	-	-	-	-
TOTAL EST ADA	14,810.18	-	-	-	-	14,810.18
2018-19 CALCULATIONS P-1						
BEGINNING ENTITLEMENT	7,841,591.32	-	0.00	98,002.81	(207,828.00)	7,731,766.13
ADJ FOR PY PROGRAM SPECIALISTS /REGIONALIZED SERVICES	(138,558.79)	-	-	(98,002.81)	-	(236,561.60)
ADJUSTED BEGINNING ENTITLEMENT	7,703,032.53	-	0.00	0.00	(207,828.00)	7,495,204.53
COLA - 2.71% OR \$14.2393890679 PER PY ADA	210,887.92	-	-	-	-	210,887.92
GROWTH AT \$539.6781000593	(453.33)	-	-	-	-	(453.33)
GROWTH RECONCILIATION WITH COE	453.33	-	-	-	-	453.33
EQUALIZATION ADJ WITHIN SELPA	-	-	-	-	-	-
ADJUSTED BASE ENTITLEMENT	7,913,920.44	-	0.00	0.00	(207,828.00)	7,706,092.45
BASE RATES PER ADA	534.39	-	-	0.00	-	534.39
BASE RATE EQUITY	(0.00)	-	-	-	-	(0.00)
\$ NEEDED FOR EQUITY	(0.00)	-	-	-	-	(0.00)
2018-19 EST	14,804.23	5.11	-	-	-	14,809.34
2018-19 EST (COE ASD ADA) (ALLOCATED TO DISTRICT)	5.11	(5.11)	-	-	-	-
TOTAL EST ADA	14,809.34	-	-	-	-	14,809.34
2019-20 PROJECTIONS						
BEGINNING ENTITLEMENT	7,913,920.44	-	0.00	0.00	(207,828.00)	7,706,092.45
ADJ FOR PY PROGRAM SPECIALISTS /REGIONALIZED SERVICES	-	-	-	-	-	-
ADJUSTED BEGINNING ENTITLEMENT	7,913,920.44	-	0.00	0.00	(207,828.00)	7,706,092.45
COLA - 3.26% OR \$17.5935060619321 PER PY ADA	260,548.21	-	-	-	-	260,548.21
GROWTH AT \$558.35096232131	-	-	-	-	-	-
GROWTH RECONCILIATION WITH COE	Unknown	-	-	-	-	-
EQUALIZATION ADJ WITHIN SELPA	-	-	-	-	-	-
ADJUSTED BASE ENTITLEMENT	8,174,468.66	-	0.00	0.00	(207,828.00)	7,966,640.66
BASE RATES PER ADA	551.98	-	-	0.00	-	551.98
BASE RATE EQUITY	(0.00)	-	-	-	-	(0.00)
\$ NEEDED FOR EQUITY	(0.00)	-	-	-	-	(0.00)
2018-19 EST	14,804.23	5.11	-	-	-	14,809.34
2018-19 EST (COE ASD ADA) (ALLOCATED TO DISTRICT)	5.11	(5.11)	-	-	-	-
TOTAL EST ADA	14,809.34	-	-	-	-	14,809.34
ESTIMATED EXCESS TAX	8,148,983.00	-	-	-	-	8,148,983.00
COE SPED COST - (TRANSFER OUT TO COE)	(3,754,383.52)	3,754,383.52	-	-	-	-
COE AED SPED COST - (TRANSFER OUT TO COE)	(126,351.14)	126,351.14	-	-	-	-
NET EXCESS PROPERTY TAX	4,268,248.34	3,880,734.66	0.00	-	-	8,148,983.00
EXCESS ERAF PROPERTY TAX	0.00	-	0.00	-	-	0.00
2018-19 EST FROM 2017-18 INTERDISTRICT (IN)-WITH AVE DEC1/APR1 ENROLLMENT	211,418.00	-	-	-	-	211,418.00
2018-19 EST FROM 2017-18 INTERDISTRICT (OUT)-WITH AVE DEC1/APR1 ENROLLMENT	-	-	-	-	-	-
SUBTOTAL STATE AID	236,903.66	-	0.00	0.00	(207,828.00)	29,075.66
BALANCE TO SELPA LEVEL APPORT	-	-	-	-	-	-
SUBTOTAL STATE AID	236,903.66	-	0.00	0.00	(207,828.00)	29,075.66
DEFICIT	-	-	-	-	-	-
NET EST SPED STATE APPORTIONMENT	236,903.66	0.00	0.00	0.00	(207,828.00)	29,075.66
EST TOTAL 3 SOURCES OF REVENUE	4,505,152.00	3,880,734.66	0.00	-	-	8,178,058.66
DEFICIT FACTOR	0%	-	-	-	-	-
Outside of AB 602 Calculation						
LOCAL ASSISTANCE ESTIMATES	2,920,157.00	-	-	-	GRANT	2,920,157.00
PORTION PAYING FOR COE PROGRAMS	(69,237.00)	69,237.00	-	-	Per ADA	197.18
NET TO LEA	2,850,920.00	69,237.00	-	2,920,157.00	PER PUPIL	1,299.00

RECONCILIATION OF STATE APPORTIONMENT:

ESTIMATED DISTRIBUTION TO DISTRICTS	236,904	CC: 322750
NET INTER-DISTRICT TRANSFERS (IN)/OUT	(211,418)	7221-00 (DR)
PS/RS ENTITLEMENT	244,274	8311-04 (DR/CR)
SELPA AU (TAKEN FROM PS/RS ENTITLEMENT)	0	8311-20 (DR)
TRANSFER IN FROM SE SELPA FOR MOU#2 (BASE YEAR MAX)	(207,828)	8311-03 (DR)
OUT-OF-HOME CARE FUNDING TO COE (G-1)	411,274	8191-00 (CR)
OUT OF HOME CARE FROM EXCESS ERAF	(205,637)	8311-20 (DR)
ESTIMATED LOW INCIDENCE EQUIP/SUPPLIES+LI SERV (F-3)	56,760	8311-02 (DR)
ESTIMATED APPORTIONMENT	324,328	8311-00 (CR)

2019-20 ASSUMPTIONS:

- 1) COLA - 3.26% OR \$17.5935060619 PER PY ADA
- 2) 0% DEFICIT ON AB 602 BASE DUE TO EXCESS ERAF (STATEWIDE 3%)
- 3) SELPA AU FUNDING TAKEN OUT OF PS/RS REVENUE
- 4) EST INTER-DISTRICT TRANSFER 12/1/18 1 ENROLLMENT
- 5) GROWTH AT \$558.35096232131
- 6) EST COE COSTS (FEB 2019 ENROLLMENT)
- 7) PS/RS AT \$16.493621614601 REESTABLISHED IN 2018-19 USING LANGUAGE IN AB 1808 BUDGET TRAILER BILL (PREVIOUSLY ROLLED INTO AB 602)

SELPA AU COST SHARE BY ADA (TAKEN OUT OF PS/RS)	\$ 110,432.28
PS/RS BALANCE TO DISTRICTS (AFTER SELPA AU):	\$ 133,841.22
TOTAL	\$ 244,273.50

SELPA VII - SANTA CLARA

2019-20 PROGRESSION OF SPECIAL ED REVENUE ESTIMATES

5/21/2019 May Revised - COLA

DESCRIPTION	RESOURCE	OBJECT	FIRST EST	1ST INTERIM	2ND INTERIM	P-1 CERT	P-2 CERT
AB 602							
STATE AID	6500	8792	236,904				
EXCESS ERAF	6500	8097	-				
COE SPED "EXCESS" PROPERTY TAX TRANSFER	6500	8097	4,268,248				
SUBTOTAL AB 602 (TOTAL 2 SOURCES OF REVENUE)			4,505,152				
OTHER STATE REVENUES							
MISC PY REVENUE DISTRIBUTION	6500	8792	-				
PRIOR YR ADJ TO AB 602 - STATE AID (OTHER THAN AP SETUP, INCLUDES NPS ECF, IF APPLICABLE)	6500	8792	-				
PRIOR YR ADJ TO AB 602 - EXCESS ERAF SWAP WITH STATE AID	6500	8097	-				
STATE MENTAL HEALTH APPORT	6512	8590	953,837				
RETURN OF UNUSED PY SCCOE CHARTER REVENUE	6500	8792	-				
RETURN OF UNUSED PY SCCOE CHARTER REVENUE	6512	8590	-				
ONE-TIME STATE LOCAL ASSISTANCE	6501	8590	-				
PROGRAM SPECIALIST/REGIONALIZED SERVICES REVENUE**	6500	8792	133,841				
FED LOCAL ASSISTANCE BY PY P2 ADA	3310	8181	2,850,920				
PRESCHOOL LOCAL*	3320	8182	-				
FEDERAL PRESCHOOL	3315	8182	89,025				
FED MENTAL HEALTH SERV GRANT	3327	8182	171,450				
PRESCHOOL STAFF DEVELOPMENT	3345	8182	1,000				
GRAND TOTAL SPECIAL EDUCATION REVENUES			8,705,225				

* Effective 2018-19, Re 3320 will be consolidated into Re 3310

**Program Specialist/Regionalized Services (PS/RS) entitlement reestablished in 2018-19 using language in AB 1808 Budget Trailer Bill

SUMMARY OF ABOVE REVENUE GROUPED BY RESOURCE/OBJECT *****	6500	8792	370,745				
	6500	8097	4,268,248				
	6512	8590	953,837				
	3310	8181	2,850,920				
	3315	8182	89,025				
	3327	8182	171,450				
	3345	8182	1,000				
GRAND TOTAL SPECIAL EDUCATION REVENUES			8,705,225				

REVENUE INCREASE (DECREASE) FROM PREVIOUS PROJECTION: 8,705,225

REVENUE INCREASE (DECREASE) FROM PREVIOUS PROJECTION DUE TO:

CHANGE IN PY ENDING ENTITLEMENT	AB 602						
CHANGE IN COLA							
ESTIMATE OF GROWTH/ (DECLINE IN ADA)							
CHANGE IN EQUALIZING BASE RATES							
ADJUST FOR PRIOR YEAR PROGRAM SPECIALIST/REGIONALIZED SERVICES REVENUE							
DEFICIT ON BASE							
COST OF COE, BY USAGE	Adjustments to AB 602						
COST OF COE, SP ED IN ASD,							
EST. UPDATED INTER-DISTRICT TRANSFERS IN							
EST. UPDATED INTER-DISTRICT TRANSFERS OUT							
MISC PY REVENUE DISTRIBUTION	Other State Revenues						
RETURN OF UNUSED PY SCCOE CHARTER REVENUE							
CHANGE IN STATE MENTAL HEALTH EST.							
CHANGE IN PROGRAM SPECIALIST/REGIONALIZED SERVICES REVE							
CHANGE IN PY ADJUSTMENTS							
CHANGE IN LOCAL ASSISTANCE GRANT DISTRIBUTION							
CHANGE IN FED IDEA MENTAL HEALTH SERV							
CHANGE IN FEDERAL PRESCHOOL							
CHANGE IN FED PRESCHOOL STAFF DEV							
CHANGE IN ONE-TIME STATE LOCAL ASSISTANCE							

SELPA VII - SANTA CLARA

2019-20 PROGRESSION OF SPECIAL ED REVENUE ESTIMATES

DETAILED SUMMARY OF AB 602 CALCULATION			1ST INTERIM	1ST INTERIM	2ND INTERIM	P-1 CERT	P-2 CERT
AB 602 BASE ENTITLEMENT (FROM PREV.YEAR- WITH ANY PRYR ADJ)			7,913,920				
ADJUST FOR PRIOR YEAR PROGRAM SPECIALIST/REGIONALIZED SERVICES REVENUE			-				
COLA			260,548				
GROWTH			-				
EQUALIZING			-				
SUPPLEMENT TO BASE			-				
DEFICIT ON BASE			-				
ENDING ENTITLEMENT AB 602			8,174,469				
ADJUSTMENTS TO ENTITLEMENT							
1) COST OF COE PROGRAMS (TAKEN FROM AB 602 - 2 SOURCES OF REVENUE) **			(3,754,384)				
COST OF COE SP ED IN ALTERNATIVE SCHOOLS			(126,351)				
OUT-OF-HOME-CARE DEF. COST SHARE							
INTER-DISTRICT TRANSFERS IN			211,418				
INTER-DISTRICT TRANSFERS OUT			-				
ENDING AB 602 (TOTAL OF 3 SOURCES OF REVENUE)			4,505,152				

MISCELLANEOUS INFO.							
2) COST OF COE PROGRAMS TAKEN FROM LOCAL ASSISTANCE- OUTSIDE C		**	(69,237)				
TOTAL COST OF COE SPED PROGRAMS	1 and 2 above	**	(3,823,621)				
K-12 ADA (NO ADULT OR ROP), INCL.COE ADA			14,804.23				
ALLOCATED COE ASD ADA			5.11				
PUPILS IN COE PROGRAMS			50.00				
1:1 REG. AIDE HOURS/PER DAY IN COE PROGRAMS			87.75				
1:1 SPHC (HEALTH) AIDE HOURS/PER DAY IN COE PROGRAMS			-				

APPENDIX C
FEDERAL MAINTENANCE OF EFFORT

Federal funds for special education should be used to supplement and not supplant state and local funds (E.C. 56841). The specifics of the federal regulations translate this into an MOE calculation, based on expenditures for special education (Sections 300.203-300.205 of Title 34 of the Code of Federal Regulations [CFR]).

The general rule under the MOE requirement is that LEAs must spend at least the same level of state and local funds (or local funds only) on special education as in the prior year, either in terms of total or per-capita expenditures. If an LEA fails this initial test, the federal regulations allow an exempt reduction Under 34 CFR Section 300.204:

- a. Voluntary departure, by retirement or otherwise, or departure for just cause, of special education or related services personnel.
- b. A decrease in the enrollment of children with disabilities.
- c. The termination of the obligation of the agency to provide a program of special education to a particular child with a disability that is an exceptionally costly program, as determined by the SEA, because the child:
 - i. Has left the jurisdiction of the agency;
 - ii. Has reached the age at which the obligation of the agency to provide free appropriate public education (FAPE) to the child has terminated;
 - iii. No longer needs the program of special education.
- d. The termination of costly expenditures for long-term purchases, such as the acquisition of equipment or the construction of school facilities.
- e. The assumption of cost by the high cost fund operated by the SEA under 34 CFR Sec. 300.704(c).

The eligibility standard in Section 300.203(a) requires that, in order to find an LEA eligible for an IDEA Part B subgrant for the upcoming fiscal year, the CDE must determine that the LEA has budgeted for the education of children with disabilities at least the same amount of local, or state and local funds, as it actually spent for the education of children with disabilities during the most recent fiscal year for which information is available.

The compliance standard in Section 300.203(b) prohibits LEA from reducing the level of expenditures for education of children with disabilities made by the LEA from local, or state and local, funds below the level of those expenditures from the same source for the preceding fiscal year.

Beginning 2016, MOE for LEAs must meet the “subsequent-year rule” where if an LEA fails to meet the MOE test in one year, the LEA is required in subsequent fiscal years to maintain effort at the level prior to the failure. Thus, the LEA must calculate its level of effort on the most recent fiscal year in which the MOE test was met.

In order to receive and keep Federal IDEA Funding:

- If the SELPA fails to pass the SEMB (Budget) software test, no Federal IDEA funds will flow to the SELPA in the current year.
- If the SELPA fails to pass the SEMA (Actuals) software test, the amount that the SELPA is short of meeting the requirement, will be returned to the CDE. Those LEAs which failed to meet the MOE requirements in the Actuals to Actuals test will be responsible for the loss. The amount recovered by the CDE will be deducted from the revenue received by those districts.
- If the SELPA passes, but a district fails to meet MOE, federal IDEA funds will be redistributed within the SELPA pursuant to SELPA policy.

Subsequent Year Tracking Worksheet

LOCAL EDUCATIONAL AGENCY (LEA):

SELPA Code and SELPA Name:

Fiscal Year

2018-19

School Year	A	B	C	D	E	F	G	H	I	J
	State and Local Total Amount	State and Local Total MOE Result	State and Local Per Capita Amount	State and Local Per Capita MOE Result	Local Only Total Amount	Local Only Total MOE Result	Local Only Per Capita Amount	Local Only Per Capita MOE Result	Enrollment	Result for Fiscal Year
2011-2012 Expenditures (Compliance) SEMA - SACS2012ALL		\$ -		\$ -		\$ -		\$ -		
2012-2013 Expenditures (Compliance) SEMA - SACS2013ALL		\$ -		\$ -		\$ -		\$ -		
2013-2014 Expenditures (Compliance) SEMA - SACS2013ALL		\$ -		\$ -		\$ -		\$ -		
2014-2015 Expenditures (Compliance) SEMA - SACS2014ALL		\$ -		\$ -		\$ -		\$ -		
2015-2016 Expenditures (Compliance) SEMA - SACS2015ALL		\$ -		\$ -		\$ -		\$ -		
2016-2017 Expenditures (Compliance) SEMA - SACS2016ALL		\$ -		\$ -		\$ -		\$ -		
2017-2018 Expenditures (Compliance) SEMA - SACS2018ALL		\$ -		\$ -		\$ -		\$ -		
2018-2019 Expenditures (Compliance) SEMA - SACS2019ALL		\$ -		\$ -		\$ -		\$ -		
Expenditures (Eligibility No PCRA) SEMB - SACS2019ALL (Expenditures less PCRA for Comparison Year)	\$ -	Comparison Year		Comparison Year						
Budget (Eligibility) SEMB - SACS2019ALL		\$ -		\$ -		\$ -		\$ -		

The signature of authorized agent conveys agreement with and accuracy of the information provided.

Signature of Authorized Agent	Date Signed
Printed Name and Title of Authorized Agent	Contact Person's Name, E-Mail, and Telephone Number

Instructions:**For Compliance - Report SEMA**

Column A (State and Local Amount) - For fiscal years (FYs) 2011-12 through FY 2014-15, refers to the amount of expenditures reported for Section 3(A3), Column A on the LMC-A worksheet (Report SEMA). For FY 2015-16 and future years, enter the amount of expenditures reported for Section 3(A1c), Column A on the LMC-A worksheet (Report SEMA).

Column C (State and Local Per Capita Amount) - For FYs 2011-12 through FY 2014-15, enter the amount of expenditures reported for Section 3(A5), Column A on the LMC-A worksheet (Report SEMA). For FY 2016-17 and future years, enter the amount of expenditures for Section 3(A2e), Column A on the LMC-A worksheet (Report SEMA).

Column E (Local Only Amount) - Enter the amount of expenditures reported for Section 3(B1a), Column A on the LMC-A worksheet (Report SEMA).

Column G (Local Only Per Capita Amount) - For FY 2016-17 and future years, enter the amount of expenditures reported for Section 3(B2c), Column A on the LMC-A worksheet (Report SEMA).

Column I - (Enrollment) - For FYs 2011-12 through 2014-15, enter the number of students reported for Section 3(A4), Column A on the LMC-A worksheet (Report SEMA). For FY 2016-17 and future years, enter the number of students reported for Section 3(A2d), Column A on the LMC-A worksheet (Report SEMA).

Columns B, D, F, and H - (MOE Result) - For each method and year, use the drop down box and select an MOE compliance result: "Met," "Met with Exceptions or Adjustments," or "Did Not Meet." If you select "Met with Exceptions or Adjustments," enter the amount of the exceptions or adjustments. If you select "Met," or "Did Not Meet," then do not enter an amount.

For Eligibility - Report SEMB

Column A (State and Local Amount) - For FY 2016-17 and future years, enter the amount of expenditures reported for Section 3(A1c), Column A on the LMC-B worksheet (Report SEMB).

Column B (State and Local Total MOE Result) - As the LMC-B report does not include the Program Cost Report Allocations (PCRA) amount that was included in the comparison year LMC-A reports, the PCRA comparison year line item has been added to the worksheet. Enter the PCRA amount that the LEA used the last time it met state and local total, and this PCRA amount is considered a deduction for the budget state and local total amount.

Column C (State and Local Per Capita Amount) - For FY 2016-17 and future years, enter the amount of expenditures for Section 3(A2e), Column A on the LMC-B worksheet (Report SEMB).

Column D (State and Local Per Capital MOE Result) - As the LMC-B report does not include the PCRA amount that was included in the comparison year LMC-A reports, the PCRA comparison year line item has been added to the worksheet. Enter the PCRA amount divided by the comparison year's Enrollment that the LEA used the last time it met state and local total per capita, and this PCRA amount per capita is considered a deduction for the budget state and local total amount per capita.

Column E (Local Only Amount) - Enter the amount of expenditures reported for Section 3(B1a), Column A on the LMC-B worksheet (Report SEMB).

Column G (Local Only Per Capita Amount) - For FY 2016-17 and future years, enter the amount of expenditures reported for Section 3(B2c), Column A on the LMC-B worksheet (Report SEMB).

Column I - (Enrollment) - For FY 2016-17 and future years, enter the number of students reported for Section 3(A2d), Column A on the LMC-B worksheet (Report SEMB).

Columns B, D, F, and H - (MOE Result) - For each method and year, use the drop down box and select an MOE compliance result: "Met," "Met with Exceptions or Adjustments," or "Did Not Meet." If you select "Met with Exceptions or Adjustments," enter the amount of the exceptions or adjustments. If you select "Met," or "Did Not Meet," then do not enter an amount.

EXEMPT REDUCTIONS TO MAINTENANCE OF EFFORT IDEA Regulations 34 Code of Federal Regulations § 300.204		
Local Education Agency (LEA) Name		Special Education Local Plan Area (SELPA)
Name of Person Completing Report		Telephone & Fax Numbers
Maintenance of Effort (MOE) Shortfall from LEA MOE Calculation (LMC-A or LMC-B) Worksheet	\$0.00	FY xxxx/xxxx
<i>The LEA may reduce the level of expenditures below the level of the preceding fiscal year if the reduction is attributable to any of the following reasons. Provide specific details and dollar amounts. If the total justifications equal/exceed the MOE shortfall, fiscal effort has been maintained for the reporting year.</i>		
1. The voluntary departure, by retirement or otherwise, or departure for just cause, of certificated and/or classified special education or related services personnel (does not include contract non-renewal or staff lay-off due to budget shortfall).		\$0.00
ENTER INFORMATION on the <i>detail reduction 1</i> tab; totals will carry forward to this section		
2. A decrease in enrollment of children with disabilities.		\$0.00
ENTER INFORMATION on the <i>detail reduction 2</i> tab; totals will carry forward to this section		
3. The termination of the obligation to provide a program of special education to a particular child with a disability that is an exceptionally costly program because:		\$0.00
A. Child has left the jurisdiction of the agency; OR B. Child has reached the age at which the obligation of the agency to provide free appropriate public education (FAPE) to the child has C. No longer needs the program of special education		
ENTER INFORMATION on the <i>detail reduction 3</i> tab; totals will carry forward to this section		
4. The termination of costly expenditures for long-term purchases, such as the acquisition of equipment or the construction of school facilities (must have per unit cost of \$5,000 or more).		\$0.00
ENTER INFORMATION on the <i>detail reduction 4</i> tab; totals will carry forward to this section		
TOTAL ALLOWABLE EXEMPTIONS TO MOE		\$0.00
(must equal amount of total exemption reductions entered in Section 1 of the LMC-A or LMC-B)		
CDE Use Only		
California Department of Education, Special Education Division, April 23, 2015		

Local Education Agency (LEA) Name		Special Education Local Plan Area (SELPA)				
0		0				
EXEMPT REDUCTIONS TO MAINTENANCE OF EFFORT						
1. The voluntary departure, by retirement or otherwise, or departure for just cause, of certificated and/or classified special education or related services personnel (does not include contract non-renewal or staff lay-off due to budget shortfall).						
DEPARTING						
No.	Position Title	Employee Name	Reason for Leaving	Salary	Benefits	Total
1.						\$0.00
2.						\$0.00
3.						\$0.00
4.						\$0.00
5.						\$0.00
6.						\$0.00
7.						\$0.00
8.						\$0.00
9.						\$0.00
10.						\$0.00
11.						\$0.00
12.						\$0.00
13.						\$0.00
14.						\$0.00
15.						\$0.00
16.						\$0.00
17.						\$0.00
18.						\$0.00
19.						\$0.00
20.						\$0.00
21.						\$0.00
22.						\$0.00
23.						\$0.00
24.						\$0.00
25.						\$0.00
26.						\$0.00
27.						\$0.00
28.						\$0.00
29.						\$0.00
30.						\$0.00
Departing Total				\$0.00	\$0.00	\$0.00
REPLACED BY						
No.	Position Title	Employee Name		Salary	Benefits	Total
1.						\$0.00
2.						\$0.00
3.						\$0.00
4.						\$0.00
5.						\$0.00
6.						\$0.00
7.						\$0.00
8.						\$0.00
9.						\$0.00
10.						\$0.00
11.						\$0.00
12.						\$0.00
13.						\$0.00
14.						\$0.00
15.						\$0.00
16.						\$0.00
17.						\$0.00
18.						\$0.00
19.						\$0.00
20.						\$0.00
21.						\$0.00
22.						\$0.00
23.						\$0.00
24.						\$0.00
25.						\$0.00
26.						\$0.00
27.						\$0.00
28.						\$0.00
29.						\$0.00
30.						\$0.00
Replacement Total				\$0.00	\$0.00	\$0.00
1. Departure Net Difference				\$0.00	\$0.00	\$0.00

Local Education Agency (LEA) Name 0	Special Education Local Plan Area (SELPA) 0
EXEMPT REDUCTIONS TO MAINTENANCE OF EFFORT	
2. A decrease in enrollment of children with disabilities.	
A. Current Year Special Ed. Unduplicated Pupil Count (SEMA or SEMB, Section 3, Line A4, Column A)	
B. Prior Year Special Ed. Unduplicated Pupil Count (SEMA or SEMB, Section 3, Line A4, Column B)	
C. Difference (only applicable if negative)	not applicable
D. Fractional decline (Line 2C (expressed as positive) divided by Line 2B)	0.00000%
E. Prior Year Expenditures from State and Local Sources (SEMA or SEMB, Section 3, Line A3, Column B)	
F. Allowable decline in expenditures related to decline in pupil count (Line D x Line E)	\$0.00
2. Decrease in Enrollment	\$0.00
California Department of Education, Special Education Division, April 23, 2015	

Local Education Agency (LEA) Name 0	Special Education Local Plan Area (SELPA) 0	
EXEMPT REDUCTIONS TO MAINTENANCE OF EFFORT		
3. The termination of the obligation to provide a program of special education to a particular child with a disability that is an exceptionally costly program because: A. Child has left the jurisdiction of the agency; OR B. Child has reached the age at which the obligation of the agency to provide free appropriate public education (FAPE) to the child has terminated; OR C. No longer needs the program of special education		
Student Name	Reason (indicate A, B, or C)	Total
1.		\$0.00
2.		\$0.00
3.		\$0.00
4.		\$0.00
5.		\$0.00
6.		\$0.00
7.		\$0.00
8.		\$0.00
9.		\$0.00
10.		\$0.00
11.		\$0.00
12.		\$0.00
13.		\$0.00
14.		\$0.00
15.		\$0.00
16.		\$0.00
17.		\$0.00
18.		\$0.00
19.		\$0.00
20.		\$0.00
21.		\$0.00
22.		\$0.00
23.		\$0.00
24.		\$0.00
25.		\$0.00
26.		\$0.00
27.		\$0.00
28.		\$0.00
29.		\$0.00
30.		\$0.00
3. Total of Termination of Obligation		\$0.00
California Department of Education, Special Education Division, April 23, 2015		

Local Education Agency (LEA) Name 0		Special Education Local Plan Area (SELPA) 0
EXEMPT REDUCTIONS TO MAINTENANCE OF EFFORT		
4. The termination of costly expenditures for long-term purchases, such as the acquisition of equipment or the construction of school facilities (must have per unit cost of \$5,000 or more).		
Description of Expenditure		Total
1.		\$0.00
2.		\$0.00
3.		\$0.00
4.		\$0.00
5.		\$0.00
6.		\$0.00
7.		\$0.00
8.		\$0.00
9.		\$0.00
10.		\$0.00
11.		\$0.00
12.		\$0.00
13.		\$0.00
14.		\$0.00
15.		\$0.00
16.		\$0.00
17.		\$0.00
18.		\$0.00
19.		\$0.00
20.		\$0.00
21.		\$0.00
22.		\$0.00
23.		\$0.00
24.		\$0.00
25.		\$0.00
26.		\$0.00
27.		\$0.00
28.		\$0.00
29.		\$0.00
30.		\$0.00
4. Total Termination of Costly Expenditures		\$0.00
California Department of Education, Special Education Division, April 23, 2015		

APPENDIX D

STATE REQUIRED REPORTING

Annual Budget Plans (E.C. Section 56205)

Each local plan submitted to the superintendent under this part shall also contain all the following:

An annual budget plan that shall be adopted at a public hearing held by the special education local plan area. Notice of this hearing shall be posted in each school in the local plan area at least 15 days prior to the hearing. The annual budget plan may be revised during any fiscal year according to the policymaking process established pursuant to subparagraph (D) and (E) of paragraph (12) of subdivision (a) and consistent with subdivision (f) of Section 56001 and Section 56195.9. The annual budget plan shall identify expected expenditures for all items required by this part which shall include, but not be limited to, the following:

- a) Funds received in accordance with Chapter 7.2 (commencing with Section 56836).
- b) Administrative costs of the plan.
- c) Special education services to pupils with severe disabilities and low incidence disabilities.
- d) Special education services to pupils with non-severe disabilities.
- e) Supplemental aids and services to meet the individual needs of pupils placed in regular education classrooms and environments.
- f) Regionalized operations and services, and direct instructional support by program specialists in accordance with Article 6 (commencing with Section 56836.23) of Chapter 7.2.
- g) The use of property taxes allocated to the special education local plan area pursuant to Section 2572.

**Certification of Annual Budget Plan
Fiscal Year 2019-20**

1. Check one, as applicable:

☒ Single District

☐ Multiple District

☐ District/County

Special Education Local Plan Area (SELPA) Code 4307 NF	SELPA Name Santa Clara Area 7	Application Date May 30, 2019
SELPA Address 1290 Ridder Park Drive, MC277	SELPA City San Jose	SELPA Zip code 95131
Name SELPA Director (Print) Leo Mapagu		SELPA Director's Telephone Number (408) 453-6566

**2. Certification by Designated Administrative And Fiscal Agency for This Program
(Responsible Local Agency/Administrative Unit [RLA/AU])**

RLA/AU Name Santa Clara County Office of Education	Name/Title of RLA/AU Superintendent Mary Ann Dewan, Ph.D./ County Supt.	RLA/AU Telephone Number (408) 453-6511
RLA/AU Street Address 1290 Ridder Park Drive, MC277	RLA/AU City San Jose	RLA/AU Zip code 95131
Date of Governing Board Approval June 12, 2019		

**Certification of Approval of Annual Budget Plan Pursuant to California *Education Code*
Section 56205(b)**

I certify that the Annual Budget Plan was developed according to the SELPA's local plan governance and policy making process. Notice of this public hearing was posted in each school within the SELPA at least 15 days prior to the hearing.

The **Annual Budget Plan** was presented for public hearing on June 12, 2019

Adopted this 12th day of June, 2019.

Signed: Mary Ann Dewan
RLA/AU Superintendent

Annual Budget Plan Fiscal Year 2019–20

The Annual Budget Plan shall identify expected expenditures for all items required by this part as listed below. The Standardized Account Code Structure (SACS) codes provide source information from the local educational agency (LEA) reporting.

	Reference/Label	Instructions	Estimated Totals
A	Funds received in accordance with Chapter 7.2 (commencing with California <i>Education Code</i> [EC] Section 56836) (Special Education Program Funding)	SACS Resource Code 6500 (State), 3300–3499 (Federal) 6512–6535 (General Fund)	\$ 9,004,013 \$ 3,215,572 \$ 1,085,254
B	Administrative costs of the plan	SACS Goal Code 5001 Function 2100	\$ 10,949
C	Special Education services to pupils with: (1) severe disabilities , and (2) low-incidence disabilities	SACS Goal Code 5710	\$ 176,195
		SACS Goal Code 5730	\$ 4,172,102
		SACS Goal Code 5750	\$ 23,099,942
D	Special education services to pupils with non-severe disabilities	SACS Goal Code 5770	\$ 26,959,649
E	Supplemental aids and services to meet the individual needs of pupils placed in regular education classrooms and environments	Any SACS Goal Code with SACS Function Code 1130 ¹	\$ 0
F	Regionalized operations and services, and direct instructional support by program specialists in accordance with Article 6 (commencing with Section 56836.23) of Chapter 7.2 (SELPA Program Specialists Funding)	SACS Goal Code 5050	\$ 45,253
		SACS Goal Code 5060	\$ 987,136
G	The use of property taxes allocated to the special education local plan area pursuant to EC Section 2572	Statement is included in Local Plan	

¹ Function Activity Classification can be found <http://www.cde.ca.gov/be/ag/ag/yr08/mar08item24a6.doc>

For California Department of Education Use Only

Received by the State Superintendent of Public Instruction: Date: _____ By: _____

APPENDIX E

SPECIAL EDUCATION INTER-DISTRICT TRANSFERS

1. Inter-district Transfers Instructions
2. Inter-district Transfers Forms
3. List of NW SELPA Districts
4. List of Regional and Actual Cost Programs
5. District Direct and Indirect Cost Rates (for calculating charges)
6. District Base LCFF funding (for calculating Inter-districts)
7. Special Education Inter-District Transfer Procedure (lifted from SELPA Procedural Handbook)



- ### 1. CALCULATION FOR SPECIAL EDUCATION INTER-DISTRICT TRANSFERS

CALCULATION FOR 2019-20 SPECIAL EDUCATION INTER-DISTRICT TRANSFERS (INTER-SELPA FISCAL TRANSFERS)

IMPORTANT NOTES:

- REFER TO THE INSTRUCTIONS PAGE FOR ASSISTANCE IN COMPLETING THIS FORM.
- THE FORMS MUST BE COMPLETED IN THE DISTRICT OF SERVICE (DOS), FOR EACH INTER-DISTRICT TRANSFER STUDENT IN ORDER TO GENERATE SPECIAL ED REVENUE FUND TRANSFER FOR THAT STUDENT.
- FOR EACH STUDENT, COMPLETE A COST FOR THEIR AVERAGE COST PROGRAM OR REGIONAL ACTUAL COST PROGRAM (NOT BOTH).

1 AVERAGE COST PROGRAM

AVERAGE COST PER CLASSROOM PER YEAR:

1. TEACHER RATE	2	3	4	5	6
1.000 - REG. DTE	+	+	129.337	+	129.337
2.000 - REG. DTE	+	+	10.957	+	10.957
3.000 - SUPPLIES - CH	+	+	244	+	244
4.000 - SUPPLIES - CH	+	+	193.775	+	193.775
5.000 - SUPPLIES - CH	+	+	23.950	+	23.950
6.000 - SUPPLIES - CH	+	+	48.245	+	48.245
7.000 - SUPPLIES - CH	+	+	238.777	+	238.777
8.000 - SUPPLIES - CH	+	+	6.485	+	6.485
9.000 - SUPPLIES - CH	+	+	12.327	+	12.327
10.000 - SUPPLIES - CH	+	+	246.840	+	246.840

2 AVERAGE COST PER STUDENT PER YEAR:

AVERAGE COST PER STUDENT PER YEAR:

1. STUDENT PER CLASSROOM	2	3	4	5	6
1.000 - REG. DTE	+	+	129.337	+	129.337
2.000 - REG. DTE	+	+	10.957	+	10.957
3.000 - SUPPLIES - CH	+	+	244	+	244
4.000 - SUPPLIES - CH	+	+	193.775	+	193.775
5.000 - SUPPLIES - CH	+	+	23.950	+	23.950
6.000 - SUPPLIES - CH	+	+	48.245	+	48.245
7.000 - SUPPLIES - CH	+	+	238.777	+	238.777
8.000 - SUPPLIES - CH	+	+	6.485	+	6.485
9.000 - SUPPLIES - CH	+	+	12.327	+	12.327
10.000 - SUPPLIES - CH	+	+	246.840	+	246.840

IMPORTANT NOTE: * DIVIDED TOTAL COST BY CLASSROOM TOTAL STUDENTS TO OBTAIN AVERAGE COST PER STUDENT PER YEAR.

STUDENTS IN A CLASSROOM TOTAL STUDENTS TO OBTAIN AVERAGE COST PER STUDENT PER YEAR:

[illegible]

SUMMARY OF CHARGES TO DISTRICT OF BRIDGEVIEW			21.		
RECEIVED, ACTUAL INCOME		DEG 1 ENROLLMENT	APRIL 1 ENROLLMENT	TOTAL AVERAGE COST	
COST PER STUDENT PER YEAR					STUDY Q1
ADDITIONAL COSTS, IF ANY					STUDY Q2
					STUDY Q3
					STUDY Q4
					STUDY Q5
					STUDY Q6
					STUDY Q7
					STUDY Q8
					STUDY Q9
					STUDY Q10
					STUDY Q11
					STUDY Q12
					STUDY Q13
					STUDY Q14
					STUDY Q15
					STUDY Q16
					STUDY Q17
					STUDY Q18
					STUDY Q19
					STUDY Q20
					STUDY Q21
					STUDY Q22
					STUDY Q23
					STUDY Q24
					STUDY Q25
					STUDY Q26
					STUDY Q27
					STUDY Q28
					STUDY Q29
					STUDY Q30
					STUDY Q31
					STUDY Q32
					STUDY Q33
					STUDY Q34
					STUDY Q35
					STUDY Q36
					STUDY Q37
					STUDY Q38
					STUDY Q39
					STUDY Q40
					STUDY Q41
					STUDY Q42
					STUDY Q43
					STUDY Q44
					STUDY Q45
					STUDY Q46
					STUDY Q47
					STUDY Q48
					STUDY Q49
					STUDY Q50
					STUDY Q51
					STUDY Q52
					STUDY Q53
					STUDY Q54
					STUDY Q55
					STUDY Q56
					STUDY Q57
					STUDY Q58
					STUDY Q59
					STUDY Q60
					STUDY Q61
					STUDY Q62
					STUDY Q63
					STUDY Q64
					STUDY Q65
					STUDY Q66
					STUDY Q67
					STUDY Q68
					STUDY Q69
					STUDY Q70
					STUDY Q71
					STUDY Q72
					STUDY Q73
					STUDY Q74
					STUDY Q75
					STUDY Q76
					STUDY Q77
					STUDY Q78
					STUDY Q79
					STUDY Q80
					STUDY Q81
					STUDY Q82
					STUDY Q83
					STUDY Q84
					STUDY Q85
					STUDY Q86
					STUDY Q87
					STUDY Q88
					STUDY Q89
					STUDY Q90
					STUDY Q91
					STUDY Q92
					STUDY Q93
					STUDY Q94

[illegible]

Journal of Management Education 34(9) 940-956
© 2010 Sage Publications 10.1177/1053426910382514
http://jme.sagepub.com

Published by the American Psychological Association or one of its allied publishers. This article is intended solely for the personal use of the individual user and is not to be disseminated broadly.

- b) Provide District of Residence, District of Service, Student ID # (no student names please) and Birth Date. If DOS is a Basic Aid district, indicate "Y" for Yes, otherwise put "N" for No.
- c) Provide the actual salary and benefits of the teacher, actual salary and benefits for teacher's aide time in the classroom, and estimated classroom supplies for that Regional/Actual Program. All figures should reflect best estimates of actual costs for the full, current year. You may need to seek assistance from your district's fiscal/payroll/HR to obtain this information.
- d) Fill in your district's Adjusted PCR Direct Support Rate % (refer to Appendix C: "Direct Support and Indirect Cost Rates- NW SELPA District" spreadsheet provided, **Column {I}**). Multiply the Adjusted PCR Direct Support Rate by the Subtotal (A) to get Direct Support (A1).
- e) Add Subtotal (A) and the Direct Support (A1) to get Subtotal (B).
- f) Fill in your district's PCR Indirect Cost Rate % (refer to the Appendix C: "Direct Support and Indirect Cost Rates- NW SELPA District" spreadsheet provided, **Column {F}**). Multiply the PCR Indirect Cost Rate by the Subtotal (B) to get Indirect Cost (B1).
- g) Add Subtotal (B), Indirect Cost (B1), and the Facilities Cost (standard amount for all districts) to get the Regional/Actual Program Cost (Subtotal C).
- h) Fill in the actual number of students enrolled in the class on December 1, 2019.
- i) Divide the Subtotal (C) by the number of students in the class to get a per student rate, (D).
- j) To get the actual per student amount for that class, subtract your district's Average-Adjusted LCFF plus Adjusted AB602 base rate/ student (refer to Appendix C: "Average LCFF Base for Inter-District Transfers-NW SELPA Districts" spreadsheet provided, **Column H**). For Preschool students and Basic Aid DOS, refer to important note below:

****IMPORTANT PRESCHOOL AND BASIC AID INFORMATION****

- Preschoolers do not generate ADA or Revenue Limit funding, so do not deduct the Ave-Adjusted LCFF or AB 602 for preschool programs.
 - Basic Aid districts should only deduct the adjusted AB 602 funding since they do not receive LCFF funding. (Refer to Appendix C: "Average LCFF Base for Inter-District Transfers-NW SELPA Districts" spreadsheet provided, use data in **Column G**, not **Column H**).
- k) Similarly, additional actual costs per Student may be calculated and added at the bottom of the form. Please be sure to indicate the nature of all additional services.
 - l) Copy the actual cost per student and all additional costs into the "Summary of Charges to District of Residence" table at the bottom of the page. For each of the census dates (December 1 & April 1), report dollar amounts as full year costs.
 - m) On April 1 2020, copy the December form and complete the column for April. Again, the costs reported should be for a full year.
 - n) When the April enrollment is calculated, the December total and April total will be added together and divided by two to get the average for the year. If a student is enrolled on one census date, but not on the other, please indicate so by placing a zero (\$0) in the total line for the census date for which the student was not enrolled.

II. INTER-DISTRICT TRANSFERS REPORTING FORM

- This is the form to use to obtain a signature from the DOR.
- A copy of the completed form must be sent to the SELPA AU in order to receive apportionment adjustment for transfers. Please provide Student ID# only (no student names).

FOR DECEMBER 1 ENROLLMENT		FOR APRIL 1 ENROLLMENT							
DISTRICT OF SERVICE	NAME/SIGNATURE	DATE	NAME/SIGNATURE						
DISTRICT OF RESIDENCE	NAME/SIGNATURE	DATE	NAME/SIGNATURE						
2019-20 INTER-DISTRICT TRANSFERS REPORTING FORM									
IMPORTANT NOTE: FOR EACH OF THE CENSUS DATES (DEC 1 AND APRIL 1), REPORT ALL DOLLAR AMOUNTS AS "FULL YEAR" COST. COSTS FOR DECEMBER 1 AND APRIL 1 WILL BE AVERAGED FOR FINAL COSTS. SUBMIT A COMPLETED FORM TO SELPA AU.									
STUDENT ID#	COST PER STUDENT PER YEAR	ADDITIONAL CLASSROOM AIDE	SPEECH/LANGUAGE	APIE	OT	OTHER SERVICES, PLEASE SPECIFY	OTHER SERVICES, PLEASE SPECIFY	TOTAL	IS THIS A REGIONAL/ ACTUAL COST PROGRAM? Y OR N
1	EXTENDED YR								
	DEC 1								
	APR 1								
2	EXTENDED YR								
	DEC 1								
	APR 1								
3	EXTENDED YR								
	DEC 1								
	APR 1								
4	EXTENDED YR								
	DEC 1								
	APR 1								
5	EXTENDED YR								
	DEC 1								
	APR 1								
6	EXTENDED YR								
	DEC 1								
	APR 1								
7	EXTENDED YR								
	DEC 1								
	APR 1								

District of Service: please complete one form for each district sending students. 1) Fee to District of Residence for review & reporting and 2) Fee copy to SELPA AU. District of Residence: please confirm charges, sign and 3) Fee to District of Service. 4) Fee to SELPA AU, attention: Karen Santiago (408) 453-1337. District of Service's reported charges will be adjusted in the apportionment distribution process, unless clearly contested by the District of Residence.

Instructions for completing this form:

- DOS to complete one page for each DOR that you want to collect Special Education inter-district transfer revenue.
- Complete the information on the Extended Year and December 1/April 1 enrollment lines for each transfer student that your district is serving from a single DOR. **Remember:** For each of the census dates, report dollar amounts as full year costs.
- If a student is being served in the identified "Regional/ Actual Cost Program (Appendix B)", complete this form with the data calculated on the "Calculation for 2019-20 Special Education Inter-district Transfers Form" (discussed earlier in Section I of this document) Regional/ Actual Cost Program column, and indicate "Y" for "Yes" in the last column.
- If the student is not being served in the identified "Regional/ Actual Cost Program", complete this form with the data calculated on the "Calculation for 2019-20 Special Education Inter-district Transfers Form" Average Cost Program column, and indicate "N" for "No" in the last column, which asks whether this is an Actual Cost program.
- Students in Regional and Actual Cost and Average Cost programs may be mixed on this form. However, any district which has lines reflecting actual cost must send a copy of the "Calculation for 2019-20 Special Education Inter-district Transfers" form to the DOR to show detail of actual cost calculation.

III. EXTENDED SCHOOL YEAR

- This is a form for reporting charges for Inter-district transfers in Extended Year programs (Summer of 2019).

- DOS completes one page for each Inter-district transfer student attending Extended Year programs.

- Instructions for completing this form:**
- Provide District of Residence, District of Service, Student ID # (no student names please) and Birth Date.
 - Provide Teacher's daily salary, and multiply by 1.12 to get Salary plus Benefits per day {B}.
 - Provide Instructional Aide's hourly rate, work hours per day, and percentage of salary and benefits (e.g., if benefits are estimated at 20% of salary, enter 1.20). Multiply hourly rate by hours per day times percentage of salary and benefits to get Salary plus Benefits per day {F}.
 - Add {B} plus {F} to get Total Salary and Benefits per Day {F}. Indicate the number of days in Extended Year {H}. Multiply {F} by {H} to get the Total Salary and Benefits {I}.
 - Multiply {I} by the Average Direct Support Rate from PCR to get Subtotal A.
 - Multiply Subtotal A by the Average Indirect Cost Rate from PCR to get Subtotal B.
 - Select the appropriate class loading standard by typing X on the appropriate cell and divide by that number of students per class.
 - Add in the cost of other services.
 - Arrive at cost for that student to attend Extended Year programs. Transfer that amount to the Extended Year line on the "2019-20 Inter-district Transfers Reporting Form".

DISTRICT OF RESIDENCE		STUDENT (ID#)		BIRTHDATE		DISTRICT OF SERVICE	
EXTENDED YEAR							
CALCULATION FOR SPECIAL EDUCATION INTER-DISTRICT TRANSFERS 2019-20 (SUMMER OF 2019)							
TEACHER - SALARY & BENEFITS		TIMES		1.12		=	
(A) DAILY SALARY		(B) DAILY SALARY		(C) DAILY SALARY		(D) DAILY SALARY	
INSTRUCTIONAL AIDE - SALARY & BENEFITS		TIMES		(E) SALARY PLUS APPROX. BENEFIT RATE		(F) SALARY PLUS BENEFITS PER DAY	
(G) (HOURLY RATE)		(H) (HOURS/DAY)		(I) (TOTAL SALARY & BENEFITS)		(J) (TOTAL SALARY & BENEFITS)	
TOTAL SALARY & BENEFITS		TIMES		(K) NUMBER OF DAYS		(L) TOTAL SALARY & BENEFITS	
(M) = (B) * (F)		(N) = (H) * (I)		(O) = (M) * (N)		(P) = (O) * (K)	
TOTAL SALARY & BENEFITS PER DAY		TOTAL SALARY & BENEFITS PER DAY		SUBTOTAL (A)		SUBTOTAL (B)	
AVERAGE DIRECT SUPPORT FROM PCR		AVERAGE DIRECT SUPPORT FROM PCR		SUBTOTAL (A)		SUBTOTAL (B)	
AVERAGE INDIRECT SUPPORT FROM PCR		AVERAGE INDIRECT SUPPORT FROM PCR		SUBTOTAL (A)		SUBTOTAL (B)	
TOTAL COST FOR EXTENDED YEAR PER CLASS		TOTAL COST FOR EXTENDED YEAR PER CLASS		SUBTOTAL (A)		SUBTOTAL (B)	
CALCULATION OF TOTAL COST FOR EXTENDED YEAR PROGRAM PER STUDENT		CALCULATION OF TOTAL COST FOR EXTENDED YEAR PROGRAM PER STUDENT		SUBTOTAL (A)		SUBTOTAL (B)	
INDICATE WITH "X" IN THIS COLUMN		INDICATE WITH "X" IN THIS COLUMN		SUBTOTAL (A)		SUBTOTAL (B)	
CHOOSE NUMBER OF STUDENTS PER CLASS, BY TYPING X		CHOOSE NUMBER OF STUDENTS PER CLASS, BY TYPING X		SUBTOTAL (A)		SUBTOTAL (B)	
OTHER COSTS (NURSING) PER DISTRICT AGREEMENT		OTHER COSTS (NURSING) PER DISTRICT AGREEMENT		SUBTOTAL (A)		SUBTOTAL (B)	
COUNSELING, NURSING SERVICES, I.T. AIDES, TRANSLATOR		COUNSELING, NURSING SERVICES, I.T. AIDES, TRANSLATOR		SUBTOTAL (A)		SUBTOTAL (B)	
VISION, THERAPIST, O & W, OTHER		VISION, THERAPIST, O & W, OTHER		SUBTOTAL (A)		SUBTOTAL (B)	
TOTAL COST FOR EXTENDED YEAR PROGRAM PER STUDENT		TOTAL COST FOR EXTENDED YEAR PROGRAM PER STUDENT		SUBTOTAL (A)		SUBTOTAL (B)	

SUMMARY

In all cases, in order to receive adjustments to Special Ed apportionments for Inter-district Transfers:

- District of Service completes one "2019-20 Inter-district Transfers Reporting Form" for each district sending students. Sign, date and send a copy of the completed form to the District of Residence and to the SELPA AU (Karen_Santiago@sccoe.org or fax at 408-453-4337).
- Upon receipt of the form, District of Residence, signs, dates, and faxes a copy back to the District of Service and to the SELPA AU, noting any corrections or disputes.
- Apportionments will be adjusted by the SELPA AU, according to the forms completed by the District of Service, unless charges are contested in writing by noting corrections or disputes on the signature copy of the reporting form within 60 days of the enrollment census dates (December 1 and April 1).

DISTRICT OF RESIDENCE

STUDENT (ID#)

BIRTHDATE

DISTRICT OF SERVICE

BASIC AID? (Y/N)

CALCULATION FOR 2019-20 SPECIAL EDUCATION INTER-DISTRICT TRANSFERS

(INTER-SELPA FISCAL TRANSFERS)

IMPORTANT NOTES:

- REFER TO THE INSTRUCTIONS PAGE FOR ASSISTANCE IN COMPLETING THIS FORM.
- THE FORMS MUST BE COMPLETED BY THE DISTRICT OF SERVICE (DOS) FOR EACH INTER-DISTRICT TRANSFER STUDENT IN ORDER TO GENERATE SPECIAL ED REVENUE FUND TRANSFER FOR THAT STUDENT.
- FOR EACH STUDENT, CALCULATE COST FOR EITHER AVERAGE COST PROGRAM OR REGIONAL/ACTUAL COST PROGRAM (NOT BOTH).
- A COPY OF THIS FORM MUST ACCOMPANY THE INTER-DISTRICT TRANSFER REPORTING FORM SENT TO THE DISTRICT OF RESIDENCE.

PROGRAM TYPE
EITHER

AVERAGE COST PROGRAM					
AVERAGE COST PER CLASSROOM PER YEAR:					
A) TEACHER - FTE	1	x	\$	129,337	\$
B) AIDE - HRS/DAY	6	x	\$	10,397	\$
AVERAGE SUPPLIES x CPI	3.33%	x	\$	848	\$
SUBTOTAL				192,593	\$
AVERAGE DIRECT SUPPORT FROM PCR				23,986	\$
SUBTOTAL				216,579	\$
AVERAGE INDIRECT SUPPORT FROM PCR				238,777	\$
AVERAGE INDIRECT SUPPORT FROM PCR				6,465	\$
C) FACILITIES x CPI	3.33%	x	\$	12,327	\$
AVERAGE COST PER CLASSROOM				266,940	\$

AVERAGE COST PER STUDENT PER YEAR:					
# STUDENTS PER CLASSROOM (STANDARD)	PER STUDENT RATE	E) MINUS AVE BASE LCFF PLUS AB602 PER ADA ¹	AVERAGE COST PER STUDENT PER YEAR		
SDC 8	8	\$ 33,367	-	\$ 7,467	\$ 25,900
SDC 10	10	\$ 26,694	-	\$ 7,467	\$ 19,227
SDC 12	12	\$ 22,245	-	\$ 7,467	\$ 14,778
RSP/SAI	28	\$ 9,534	-	\$ -	\$ 9,534

¹ IMPORTANT NOTE: IF DISTRICT OF SERVICE IS BASIC AID, CHANGE AMOUNT FROM \$7,467 TO \$444;
IF STUDENT IS IN PRESCHOOL, CHANGE THIS AMOUNT TO ZERO (\$0)

ADDITIONAL COSTS PER STUDENT PER YEAR					
ADDITIONAL CLASSROOM AIDE					
F) SPEECH/LANGUAGE	PRESCHOOL/EL	\$ 62,380	10		6,238
F) SPEECH/LANGUAGE	ELEM/SEC	\$ 130,886	40		5,275
F) SPEECH/LANGUAGE		\$ 130,886	55		2,380
F) ADAPTIVE PHYSICAL ED TEACHER (APE)		\$ 124,603	35		3,560
F) OCCUPATIONAL THERAPIST (OT)		\$ 131,916	35		3,769
F) NURSE		\$ 125,170	35		3,576
F) COUNSELOR		\$ 148,264	35		4,236
F) TRANSLATOR		\$ 75,250	35		2,150
F) VISION TEACHER (VI)		\$ 127,909	35		3,655
F) ORIENTATION & MOBILITY SPECIALIST (O&M)		\$ 103,910	35		2,969
F) OTHER SERVICES PER DISTRICT AGREEMENT (PLEASE SPECIFY):					
F) OTHER SERVICES PER DISTRICT AGREEMENT (PLEASE SPECIFY):					
F) OTHER SERVICES PER DISTRICT AGREEMENT (PLEASE SPECIFY):					
F) OTHER SERVICES PER DISTRICT AGREEMENT (PLEASE SPECIFY):					

REGIONAL/ACTUAL COST PROGRAM					
REGIONAL PROGRAM ACTUAL COST PER CLASSROOM PER YEAR:					
TEACHER SALARIES & BENEFITS					
AIDE SALARIES & BENEFITS					
ESTIMATED SUPPLIES					
SUBTOTAL (A)					
ADJUSTED PCR DIRECT SUPPORT (A1) see Appendix C					
SUBTOTAL (B)					
PCR INDIRECT COST (B1) see Appendix C					
C) FACILITIES x CPI					
REGIONAL/ACTUAL PROGRAM COST PER CLASSROOM (C)					
				\$	12,737
				\$	12,737

ACTUAL COST PER STUDENT PER YEAR:					
# STUDENTS PER CLASSROOM					
PER STUDENT RATE (D)					
E) MINUS AVE BASE LCFF PLUS AB602 PER ADA ¹ (see Appendix C)					
CALCULATED ACTUAL COST PER STUDENT PER YEAR					
					#DIV/0!
					#DIV/0!

¹ IMPORTANT NOTE: IF DISTRICT OF SERVICE IS BASIC AID, ONLY DEDUCT THE AB602 BASE RATE;
IF STUDENT IS IN PRESCHOOL, CHANGE THIS AMOUNT TO ZERO (\$0)

ADDITIONAL COSTS PER STUDENT PER YEAR					
ADDITIONAL CLASSROOM AIDE					
F) SPEECH/LANGUAGE					
F) SPEECH/LANGUAGE					
F) ADAPTIVE PHYSICAL ED TEACHER (APE)					
F) OCCUPATIONAL THERAPIST (OT)					
F) NURSE					
F) COUNSELOR					
F) TRANSLATOR					
F) VISION TEACHER (VI)					
F) ORIENTATION & MOBILITY SPECIALIST (O&M)					
F) OTHER SERVICES PER DISTRICT AGREEMENT (PLEASE SPECIFY):					
F) OTHER SERVICES PER DISTRICT AGREEMENT (PLEASE SPECIFY):					
F) OTHER SERVICES PER DISTRICT AGREEMENT (PLEASE SPECIFY):					
F) OTHER SERVICES PER DISTRICT AGREEMENT (PLEASE SPECIFY):					

SUMMARY OF CHARGES TO DISTRICT OF RESIDENCE:			
REGIONAL/ACTUAL PROGRAM COST Y/Y		DEC 1 ENROLLMENT	APRIL 1 ENROLLMENT
COST PER STUDENT PER YEAR			
ADDITIONAL COSTS, IF ANY			
TOTAL COST			

A) Used 2019-20 Average Salary provided by NW SELPA Districts
B) Used 2019-20 Average Salary provided by NW SELPA Districts
C) Used 2019-20 Average Salary provided by NW SELPA Districts
D) Used 2019-20 Average Salary provided by NW SELPA Districts
E) Used 2019-20 Average Salary provided by NW SELPA Districts
F) Used 2019-20 Average Salary provided by NW SELPA Districts
G) Used 2019-20 Average Salary provided by NW SELPA Districts
H) Used 2019-20 Average Salary provided by NW SELPA Districts
I) Used 2019-20 Average Salary provided by NW SELPA Districts
J) Used 2019-20 Average Salary provided by NW SELPA Districts
K) Used 2019-20 Average Salary provided by NW SELPA Districts
L) Used 2019-20 Average Salary provided by NW SELPA Districts
M) Used 2019-20 Average Salary provided by NW SELPA Districts
N) Used 2019-20 Average Salary provided by NW SELPA Districts
O) Used 2019-20 Average Salary provided by NW SELPA Districts
P) Used 2019-20 Average Salary provided by NW SELPA Districts
Q) Used 2019-20 Average Salary provided by NW SELPA Districts
R) Used 2019-20 Average Salary provided by NW SELPA Districts
S) Used 2019-20 Average Salary provided by NW SELPA Districts
T) Used 2019-20 Average Salary provided by NW SELPA Districts
U) Used 2019-20 Average Salary provided by NW SELPA Districts
V) Used 2019-20 Average Salary provided by NW SELPA Districts
W) Used 2019-20 Average Salary provided by NW SELPA Districts
X) Used 2019-20 Average Salary provided by NW SELPA Districts
Y) Used 2019-20 Average Salary provided by NW SELPA Districts
Z) Used 2019-20 Average Salary provided by NW SELPA Districts

A) Used 2019-20 Average Salary provided by NW SELPA Districts
B) Used 2019-20 Average Salary provided by NW SELPA Districts
C) Used 2019-20 Average Salary provided by NW SELPA Districts
D) Used 2019-20 Average Salary provided by NW SELPA Districts
E) Used 2019-20 Average Salary provided by NW SELPA Districts
F) Used 2019-20 Average Salary provided by NW SELPA Districts
G) Used 2019-20 Average Salary provided by NW SELPA Districts
H) Used 2019-20 Average Salary provided by NW SELPA Districts
I) Used 2019-20 Average Salary provided by NW SELPA Districts
J) Used 2019-20 Average Salary provided by NW SELPA Districts
K) Used 2019-20 Average Salary provided by NW SELPA Districts
L) Used 2019-20 Average Salary provided by NW SELPA Districts
M) Used 2019-20 Average Salary provided by NW SELPA Districts
N) Used 2019-20 Average Salary provided by NW SELPA Districts
O) Used 2019-20 Average Salary provided by NW SELPA Districts
P) Used 2019-20 Average Salary provided by NW SELPA Districts
Q) Used 2019-20 Average Salary provided by NW SELPA Districts
R) Used 2019-20 Average Salary provided by NW SELPA Districts
S) Used 2019-20 Average Salary provided by NW SELPA Districts
T) Used 2019-20 Average Salary provided by NW SELPA Districts
U) Used 2019-20 Average Salary provided by NW SELPA Districts
V) Used 2019-20 Average Salary provided by NW SELPA Districts
W) Used 2019-20 Average Salary provided by NW SELPA Districts
X) Used 2019-20 Average Salary provided by NW SELPA Districts
Y) Used 2019-20 Average Salary provided by NW SELPA Districts
Z) Used 2019-20 Average Salary provided by NW SELPA Districts

DISTRICT OF RESIDENCE

STUDENT (ID#)

BIRTHDATE

DISTRICT OF SERVICE

EXTENDED YEAR

CALCULATION FOR SPECIAL EDUCATION INTER-DISTRICT TRANSFERS 2019-20 (SUMMER OF 2019)

TEACHER - SALARY & BENEFITS		TIMES	1 DAY	TIMES	1.12 (SALARY PLUS BENEFIT RATE)	=	(B) SALARY PLUS BENEFITS PER DAY
	{A} DAILY SALARY						
INSTRUCTIONAL AIDE - SALARY & BENEFITS							
	{C} (HOURLY RATE)	TIMES	{D} (HRS/DAY)	TIMES	{E} SALARY PLUS APPROX BENEFIT RATE	=	{F} SALARY PLUS BENEFITS PER DAY
TOTAL SALARY & BENEFITS							
			{G} = {B} + {F}	TIMES	{H} NUMBER OF DAYS	=	{I} TOTAL SALARY & BENEFITS
TOTAL COST FOR EXTENDED YEAR PER CLASS							
				AVERAGE DIRECT SUPPORT FROM PCR	SUBTOTAL (A)	1.2398	
						=	
				AVERAGE INDIRECT SUPPORT FROM PCR	SUBTOTAL (B)	1.0646	
						=	
CALCULATION OF TOTAL COST FOR EXTENDED YEAR PROGRAM PER STUDENT							
				INDICATE WITH "X" IN THIS COLUMN			
	CHOOSE NUMBER OF STUDENTS PER CLASS, BY TYPING X			SDC 8/CLASS		8	
				SDC 10/CLASS		10	
				SDC 12/CLASS		12	
				RSP 28/PER TEACHER		28	
OTHER COSTS (SPECIFY) PER DISTRICT AGREEMENT							
				COUNSELING, NURSING SERVICES, 1:1 AIDES, TRANSLATOR			
				VISION THERAPIST, O & M, (OTHER)			
TOTAL COST FOR EXTENDED YEAR PROGRAM PER STUDENT							

NAME/SIGNATURE DATE

NAME/SIGNATURE DATE

NAME/SIGNATURE DATE

NAME/SIGNATURE DATE

2019-20 INTER-DISTRICT TRANSFERS REPORTING FORM

IMPORTANT NOTE: FOR EACH OF THE CENSUS DATES (DEC 1 AND APRIL 1), REPORT ALL DOLLAR AMOUNTS AS "FULL YEAR" COST. COSTS FOR DECEMBER 1 AND APRIL 1 WILL BE AVERAGED FOR FINAL COSTS. SUBMIT A COMPLETED FORM TO SELPA AU.

STUDENT ID#	(a) COST PER STUDENT PER YEAR	(b) ADDITIONAL CLASSROOM AIDE	(c) SPEECH/LANGUAGE	(d) APE	(e) OT	(f) OTHER SERVICES, PLEASE SPECIFY	(g) OTHER SERVICES, PLEASE SPECIFY	(h) TOTAL	(i) IS THIS A REGIONAL/ ACTUAL COST PROGRAM? Y OR N
1	EXTENDED YR DEC 1 APR 1								
2	EXTENDED YR DEC 1 APR 1								
3	EXTENDED YR DEC 1 APR 1								
4	EXTENDED YR DEC 1 APR 1								
5	EXTENDED YR DEC 1 APR 1								
6	EXTENDED YR DEC 1 APR 1								
7	EXTENDED YR DEC 1 APR 1								

District-of-Service : please complete one form for each district sending students. 1) Fax to District-of-Residence for review & signature, and 2) Fax copy to SELPA AU.
 District-of-Residence : please confirm charges, sign, and 1) fax to District-of-Service, 2) Fax to SELPA AU, attention: Karen Santiago (408) 453-4337.
 District-of-Service's reported charges will be adjusted in the apportionment distribution process, unless clearly contested by the District-of-Residence.

APPENDIX A

Inter-district Transfers

NW SelpAs AU

SELP A I

Los Altos SD
Palo Alto Unified SD
MV- Los Altos UHSD
MV- Whisman SD

SELP A II

Fremont UHSD
Sunnyvale SD
Cupertino USD

SELP A III

Cambrian SD
Campbell USD
Campbell UHSD
Lakeside JtSD

Loma Prieta JtUSD
LG-Saratoga JtUHSD
Los Gatos USD

Luther Burbank SD
Moreland SD
Saratoga USD
Union SD

SELP A IV

San Jose Unified SD

SELP A VII

Santa Clara Unified SD

Transfer of
revenue between
these districts is
done via **Inter-
District transfer
forms and
adjustment of
apportionments**

South-East SELPA AU

SE SELPA

Alum Rock USD
Berryessa USD
East Side UHSD
Evergreen SD
Franklin-McKinley SD
Milpitas Unified SD
Mt. Pleasant SD
Oak Grove SD
Orchard SD
Gilroy Unified SD
Morgan Hill Unified SD

Transfer of revenue between
districts served by different SELPA
AUs cannot be made via adjustment
of apportionments and **District-of-
Service must invoice District-of-
Residence.**

APPENDIX B

DRAFT 2019-20 List of Identified Regional and Actual Cost Programs

REGIONAL PROGRAM (R) DEFINITION:

Regional programs are programs that are developed in the SELPA to address an identified need of the member districts. The SELPA Operations Committee determines the need for a program and a LEA agrees to operate the program for the SELPA with the understanding that this program is available to the member LEAs.

ACTUAL COST PROGRAM (AC) DEFINITION:

Actual Cost Programs are programs that LEAs operate in which other LEAs may place students if space is available. These programs are higher cost than average cost programs (e.g. autism and ED programs).

AVERAGE COST PROGRAM (AV) DEFINITION:

Average Cost Programs are programs that are not high cost programs, such as SLD SDC and other programs that do not require additional aide support.

**The number next to each AC/AV indicates the number of classrooms you have for that program.*

SELPA I

AC1	Moderate/Severe (K-3)	Los Altos SD
AC1	Moderate/Severe (4-6)	Los Altos SD
AC1	Moderate/Severe (7-8)	Los Altos SD
AC2	Mild/Moderate (1-3)	Los Altos SD
AC2	Mild/Moderate (4-6)	Los Altos SD
AC1	Mild/Moderate (7-8)	Los Altos SD
AC1	Therapeutic SDC ED (1-3)	Los Altos SD
AC1	Therapeutic SDC ED (4-6)	Los Altos SD
AC1	Therapeutic SDC ED (7-8)	Los Altos SD
AC2	Academic Communication (7-8)	Los Altos SD
AC1	SH (Secondary-Post Sec)	Mt.View/Los Altos UHSD
AC1	ID (Secondary)	Mt.View/Los Altos UHSD
AC4	ED	Mt.View/Los Altos UHSD
AC1	Mild/Moderate (Post Sec)	Mt.View/Los Altos UHSD
AC1	Mild/Moderate SDC (K-2)	Mt.View/Whisman SD
AC2	Mild/Moderate SDC (3-5)	Mt.View/Whisman SD
AC5	Mild/Moderate SDC (6-8)	Mt.View/Whisman SD
AC1	Medically Fragile OHI (K-7)	Mt.View/Whisman SD
AC1	Moderate/Severe Proj Search	Palo Alto Unified School District
AC1	Post Secondary	Palo Alto Unified School District
AC2	Therapeutic Support (Mid, HS)	Palo Alto Unified School District
AC1	Hearing Impaired/Deaf (HS)	Palo Alto Unified School District
AC3	OI (Elem, Mid, HS)	Palo Alto Unified School District
0	Designated Regional Programs	
37	Actual Cost Programs	

SELPA II

AC1 VI
 AC1 DHOH
 AC3 TSDC (Elem, Mid)
 AC3 ASD Classes (Elem, Mid)
 AC16 Moderate/Severe (Elem, Mid)
 AC12 Mild/Moderate (Elem)
 AC2 OI (PreK, Elem)
 AC4 TSDC (Elem, Mid)
 AC8 ASD Classes
 AC1 Hearing Impaired (Elem)
 AC4 Moderate/Severe Classes

0 Designated Regional Programs
55 Actual Cost Programs

Cupertino Union School District
 Cupertino Union School District
 Cupertino Union School District
 Cupertino Union School District
 Cupertino Union School District
 Cupertino Union School District
 Sunnyvale School District
 Sunnyvale School District
 Sunnyvale School District
 Sunnyvale School District
 Sunnyvale School District

SELPA III

AC3 Preschool classes
 AC1 Soc.Thinking (K-2)
 AC1 Soc.Thinking (3-5)
 AC1 Soc.Thinking (6-8)
 AC1 Moderate/Severe (TK-3)
 Mild/Moderate (Elem)
 Mild/Moderate (Mid)
 Moderate/Severe preschool
 AC3 Preschool
 AC2 Therapeutic Model
 AC5 Moderate/Severe
 AC1 Autism classes
 AC5 Therapeutic Model
 AC3 Therapeutic Model classes/Satellite
 AC5 Moderate/Severe classes
 AC2 Post Secondary
 AC1 Moderate/Severe (K-3)
 AC2 Mild/Moderate (elementary)
 AC1 Mild/Moderate (middle school)
 AC1 Therapeutic Model
 AC2 Moderate/Severe
 AC1 Post Secondary
 AC1 Moderate/Severe preschool
 AC1 Therapeutic Model (2-5)
 AC3 Moderate/Severe
 AC1 Preschool
 AC1 Moderate/Severe
 AC2 Moderate/Severe preschool
 AC3 Moderate/Severe

0 Designated Regional Program
55 Actual Cost Programs

Cambrian
 Cambrian
 Cambrian
 Cambrian
 Cambrian
 Campbell Union
 Campbell Union
 Campbell Union
 Campbell Union
 Campbell Union
 Campbell Union
 Campbell Union High
 Campbell Union High
 Campbell Union High
 Campbell Union High
 Loma Prieta
 Los Gatos
 Los Gatos
 Los Gatos/Saratoga High
 Los Gatos/Saratoga High
 Los Gatos/Saratoga High
 Moreland
 Moreland
 Moreland
 Saratoga
 Saratoga
 Union
 Union

SELPA IV

AC5 ED (6-12)

AC3 ASD (6-8)

AC4 ASD (9-12)

AC4 Autism preschool

AC7 ASD (K-5)

AC1 ED (K-5)

AC5 Moderate/Severe (K-5)

AC3 Mild/Moderate preschool

AC2 Post Secondary

AC2 SH preschool

0 Designated Regional Programs**36 Actual Cost Programs**

San Jose Unified

San Jose Unified

San Jose Unified

San Jose Unified

San Jose Unified

San Jose Unified

San Jose Unified

San Jose Unified

San Jose Unified

San Jose Unified

SELPA VII

AC__ Preschool classes

AC__ ED (K-12)

AC__ Mild/Moderate RSP SDC Basic-Secondary (K-12)

AC__ Moderate/Severe (K-12)

AC__ Post Secondary

AC__ Autism SDC (K-12)

RC__ DHOH (K-5)

AC__ DHOH Itinerant (K-12)

AC__ VI (K-5)

AC__ VI Itinerant (K-12)

1 Designated Regional Programs**Actual Cost Programs**

Santa Clara Unified

Santa Clara Unified

Santa Clara Unified

Santa Clara Unified

Santa Clara Unified

Santa Clara Unified

Santa Clara Unified

Santa Clara Unified

Santa Clara Unified

Santa Clara Unified

APPENDIX C

AUTOMATIC UPDATES

DIRECT SUPPORT AND INDIRECT COST RATES - NW SELPA DISTRICTS

AS REPORTED ON DISTRICT 2018-19 PROGRAM COST REPORTS (EXCLUDES DOCUMENTED AND ALLOCATED DIRECT SUPPORT COSTS FOR SPECIAL ED TRANSPORTATION)

DISTRICT	DIRECT COSTS		INDIRECT COSTS		% OF DIRECT SUPPORT	SUBTOTAL	INDIRECT COSTS		% OF INDIRECT COST	LESS: DIRECT TRANSPORTATION	LESS: ALLOCATED TRANSPORTATION	ADJUSTED DIRECT SUPPORT
	A	B	C = (B/A)	D = (A+B)			E	F = (E/D)				
LOS ALTOS	11,964,647.43	3,454,805.41	28.88%	15,419,452.84			1,119,119.35	7.26%		(384,136.05)	-	29.83%
PALO ALTO	47,688,021.49	9,403,458.58	19.72%	57,091,480.07			3,136,117.17	5.49%		(407,248.05)	(1,409,584.36)	16.91%
MVLA	16,940,592.97	4,596,408.20	27.13%	21,537,001.17			1,769,612.95	8.22%		(959,039.71)	-	28.76%
MV WHISMAN	15,673,082.34	1,863,331.33	11.89%	17,536,413.67			1,301,509.95	7.42%		(506,384.95)	(174,207.87)	11.14%
FREMONT	36,975,253.44	11,070,928.50	29.94%	48,046,181.94			2,688,971.75	5.60%		(2,140,992.20)	-	31.78%
SUNNYVALE	22,361,284.41	11,595,601.72	51.86%	33,956,886.13			2,488,158.86	7.33%		(1,191,202.42)	(221,281.00)	53.73%
CUPERTINO	39,720,717.93	9,924,721.76	24.99%	49,645,439.69			2,992,760.05	6.03%		(3,014,906.38)	-	27.04%
CAMBRIAN	7,425,546.66	229,753.31	3.09%	7,655,299.97			594,175.08	7.76%		(557,020.28)	-	3.35%
CAMPBELL ELEM	15,043,830.60	2,174,866.81	14.46%	17,218,697.41			903,592.00	5.25%		(350,415.38)	-	14.80%
CAMPBELL HIGH	17,667,241.96	3,798,832.75	21.50%	21,466,074.71			1,686,769.56	7.86%		(1,333,150.70)	(516,361.90)	20.10%
LOMA PRIETA	1,179,280.99	34,495.85	2.93%	1,213,776.84			179,538.24	14.79%		(9,006.77)	-	2.95%
LG-SARATOGA	9,902,127.12	1,447,040.23	14.61%	11,349,167.35			841,053.56	7.41%		(644,551.86)	(552.68)	15.62%
LOS GATOS	5,320,073.46	293,847.55	5.52%	5,613,921.01			406,536.97	7.24%		(106,016.87)	-	5.64%
LUTH BURBANK	742,299.30	38,257.48	5.15%	780,556.78			104,954.40	13.45%		(94,560.73)	-	5.91%
MORELAND	11,528,388.16	2,121,185.62	18.40%	13,649,573.78			944,424.68	6.92%		(180,290.54)	-	18.69%
SARATOGA	6,002,443.68	568,144.70	9.47%	6,570,588.38			719,489.18	10.95%		(180,296.33)	-	9.76%
UNION	11,754,920.16	1,254,156.42	10.67%	13,009,076.58			865,152.05	6.65%		(631,469.06)	-	11.27%
LAKESIDE	769,646.47	132,444.90	17.21%	902,091.37			104,815.32	11.62%		-	(3,624.96)	16.74%
SAN JOSE	63,839,317.42	19,760,571.70	30.95%	83,599,889.12			4,782,245.55	5.72%		(5,474,961.78)	-	33.86%
SANTA CLARA	54,285,986.82	9,196,887.61	16.94%	63,482,874.43			4,017,752.12	6.33%		(3,996,117.56)	(781,602.95)	16.73%
TOTAL	396,784,702.81	92,959,740.43	18.27%	489,744,443.24			31,646,748.79	7.96%		(22,161,767.62)	(3,107,215.72)	18.73%

ADJUSTED AVERAGE DIRECT SUPPORT
AVERAGE INDIRECT

23.98% (B+H)/(A+G)
6.46% (E/D)

APPENDIX C

AUTOMATIC UPDATES

AVERAGE LCFF BASE FOR INTERDISTRICT TRANSFERS - NW SELPA DISTRICTS

DISTRICT	2018-19 P2 BASE GRANT FUNDING FROM STATEWIDE LCFF SNAPSHOT	2018-19 P2 TOTAL ADA FROM STATEWIDE LCFF SNAPSHOT	WEIGHTED AVE LCFF	AVE % OF SDC ADA/SDC ENROLLMENT ADJ	ADJUSTED LCFF/STUDENT ENROLLED	2018-19 AB602 BASE RATE PER ADA FROM SELPA REV PROJECTION	2018-19 ADJ AB602 BASE RATE PER STUDENT ENROLLED	2018-19 AVE ADJ LCFF PER STUDENT PLUS ADJ AB602 BASE RATE PER STUDENT	WEIGHTED AVE AB602 BEFORE ADJ TIMES ADA
	A	B	C = (A/B)	D	E = (C*D)	F	G = (D*F)	H = (E+G)	I = (B*F)
LOS ALTOS	33,901,655	4,293.51	7,896	84%	6,633	517.18	434.43	7,067	2,220,515
PALO ALTO	93,340,243	11,165.36	8,360	84%	7,022	517.18	434.43	7,457	5,774,493
MV-LA	39,110,824	4,219.53	9,269	84%	7,786	517.18	434.43	8,220	2,182,254
MV-WHISMAN	39,428,663	4,969.98	7,933	84%	6,664	517.18	434.43	7,098	2,570,371
FREMONT	99,773,370	10,764.20	9,269	84%	7,786	527.71	443.28	8,229	5,680,423
SUNNYVALE	51,016,599	6,411.64	7,957	84%	6,684	527.71	443.28	7,127	3,383,515
CUPERTINO	139,371,898	17,626.32	7,907	84%	6,642	527.71	443.28	7,085	9,301,663
CAMBRIAN	8,182,997	1,030.25	7,943	84%	6,672	534.34	448.84	7,121	550,501
CAMPBELL UESD	3,982,584	496.85	8,016	84%	6,733	534.34	448.84	7,182	265,486
CAMPBELL UHSD	73,502,892	7,929.97	9,269	84%	7,786	534.34	448.84	8,235	4,237,280
LOMA PRIETA	3,785,072	481.50	7,861	84%	6,603	534.34	448.84	7,052	257,283
LG-SARATOGA	31,458,801	3,393.98	9,269	84%	7,786	534.34	448.84	8,235	1,813,530
LOS GATOS UESD	24,059,123	3,056.96	7,870	84%	6,611	534.34	448.84	7,060	1,633,448
LUTHER BURBANK	3,983,591	503.41	7,913	84%	6,647	534.34	448.84	7,096	268,991
MORELAND	36,817,482	4,647.57	7,922	84%	6,654	534.34	448.84	7,103	2,483,370
SARATOGA	14,059,762	1,788.64	7,861	84%	6,603	534.34	448.84	7,052	955,737
UNION	45,436,019	5,748.33	7,904	84%	6,640	534.34	448.84	7,088	3,071,548
LAKESIDE	580,052	72.25	8,028	84%	6,744	534.34	448.84	7,193	38,606
SAN JOSE UNIF	238,118,870	28,503.82	8,354	84%	7,017	525.68	441.57	7,459	14,983,835
SANTA CLARA UNIF	123,028,996	14,797.16	8,314	84%	6,984	538.76	452.56	7,437	7,972,085
TOTAL	1,102,939,493	131,901							69,644,933
AVERAGE		8,362							528

Funded Ave (1.003)

9,248.80

AVE % OF SDC ADA/SDC			
AVE LCFF	AMOUNT	ENROLLMENT ADJ	TOTAL
8,362	84%	7,024	
528	84%	444	
8,890		7,467	

SPECIAL EDUCATION INTER-DISTRICT TRANSFER PROCEDURE

1. INTRODUCTION

As part of the Special Education Local Plan Areas I's, II's, III's, IV's, and VII's efforts to coordinate the provision of a full continuum of special education and related services options, and as a means of ensuring that students with disabilities receive a free and appropriate public education (FAPE) in the least restrictive environment, districts may enter into agreements whereby students can be placed in other district special education programs where the IEP team deems it appropriate ("IEP Team referrals"). In addition, students receiving special education services may seek to attend school in a district other than their district of residence via a parent request ("inter-district transfers"). A uniform method of handling these IEP Team referrals and inter-district transfers among member districts will promote a fast, efficient and fair functioning of the inter-district school attendance system in Santa Clara County; which benefit will accrue to the affected students.

It is the intent of the parties to this policy that students with disabilities are treated in a manner equal to their non-disabled peers in the administration of special education referrals and related inter-district attendance agreements.

2. DEFINITION OF TERMS

2.1 District of Attendance: The District to which a transfer is sought ("DOA").

2.2 District of Residence: The District of the Parent(s) resident ("DOR").

2.3 Parent: The student's parent(s) or legal guardian(s).

3. TRANSFER OF PUPILS UNDER THE PROVISIONS OF EDUCATION CODE SECTION 46600 (i.e., inter-district attendance at parents request for reasons other than employment).

3.1 PROCEDURE

3.1.1 All requests for transfer shall first be approved by the DOR which will also include approval of payment of costs required to be paid to the DOA under this policy.

3.1.2 All requests for transfer shall be submitted to potential DOA's representative on the basis of available classroom space and other criteria determined by the DOA.

3.1.3 School assignment shall be designated by the DOA's representative on the basis of available classroom space and other criteria determined by the DOA.

3.2 ACCEPTANCE/DENIAL CONSIDERATIONS

3.2.1 Nothing in these procedures requires a district to admit a student under an inter-district transfer. However, denial of an inter-district transfer request cannot be based upon race, ethnicity, sex, disability, parental income, scholastic achievement or other arbitrary consideration. Non-arbitrary considerations, such as class/program space or availability, are proper considerations for the acceptance/denial decision.

3.2.2. A pupil who has been determined by personnel of either the DOR or DOA to have been the victim of an act of bullying, as defined in subdivision (r) of Section 48900, committed by a pupil of the DOR shall, at the request of the person having legal custody of the pupil, be given priority for interdistrict attendance.

3.3 DURATION/RENEWAL

3.3.1 Transfers under this Section are for a maximum duration of one year, and parents of students seeking such an inter-district transfer must reapply each year for the requested transfer. However, a DOR or a DOA shall not rescind existing transfer permits for pupils entering grade 11 or 12 in the subsequent school year.

3.3.2 Individual transfer agreements may stipulate terms and conditions established by the DOR and DOA under which the permit may be revoked, in compliance with law.

3.4 INTER-DISTRICT RESPONSIBILITIES

3.4.1 Except as enumerated in Education Code §46607, the DOA shall receive credit for the average daily attendance of students transferred to it under this section.

3.4.2 All costs for special education students, (over and above ADA), shall be the responsibility of the DOR, and the DOA shall bill the DOR pursuant to the SELPA Cost Calculation Formula.

3.4.3 Any and all costs for special education assessment of a student not previously identified as a student with a disability under the IDEA, 20 U.S.C. §1400 et seq., required by the student shall be the primary responsibility of the DOA.

- 3.4.4 The DOR shall be notified with regard to any assessment of the student, and shall be notified of the IEP team meeting in a timely manner.
- 3.4.5 If a student is deemed eligible and in need of special education and related services, the DOA will provide special education and related services for the remainder of the school year. The DOA will bill the DOR for services provided pursuant to the SELPA Cost Calculation Formula. Any decision to place in a non-public school or other out of DOA placement such as COE shall include the DOR, and any resulting such placement shall be the responsibility of the DOR.

3.5 DENIAL NOTIFICATION

- 3.5.1 Upon denial of an inter-district transfer request, the student shall have appeal rights pursuant to Education Code §46601. Student should be informed of these appeal rights.

4. TRANSFER OF PUPILS UNDER THE PROVISIONS OF EDUCATION CODE SECTION 48204 (i.e., inter-district attendance based upon employment-related reasons).

4.1 PROCEDURE

- 4.1.1 The student's parent must provide acceptable verification of employment within the boundaries of the potential DOA. Employment must be for a minimum of 10 hours during the school week.
- 4.1.2 All requests for transfer shall first be approved by the DOR.
- 4.1.3 All requests for transfer shall be submitted to potential DOA's director of special education for review and action.
- 4.1.4 School assignment shall be designated by the DOA's representative on the basis of available classroom space and other criteria determined by the DOA.
- 4.1.5 The parents of a student accepted for transfer under this section must immediately notify the DOR and DOA administrators of the termination of his/her employment within the boundaries of the DOA. This shall result in the expiration of any transfer agreement. The parent may request continuance of the attendance in the DOA on an Education Code §46600 basis for the remainder of the current school year.

4.2 ACCEPTANCE/DENIAL CONSIDERATIONS

- 4.2.1 Nothing in these procedures requires a district to admit a student claiming residence based upon parental employment to its schools. The district may not, however, refuse to admit students based upon race, ethnicity, sex, disability, parental income, scholastic achievement or other arbitrary consideration.

- 4.2.2 A request may be denied based upon inadequate employment verification.
 - 4.2.3 A request may be denied based upon inadequate classroom space.
 - 4.2.4 Either the DOA or the DOR may prohibit the transfer if the governing board determines that the transfer would negatively impact the district's court-ordered or voluntary desegregation plan.
 - 4.2.5 The DOA may prohibit the transfer if there is a determination that the cost of educating the pupil would exceed the amount of additional state aid received as a result of the transfer.
 - 4.2.6 The DOR may prohibit the transfer if the transfer would exceed specified percentages of average daily attendance for the district as enumerated in Education Code §48204(b)(6).
- 4.3 DURATION/RENEWAL
- 4.3.1 The decision to admit a student pursuant to this section is a matter of discretion, as enumerated above. However, if a transfer pursuant to this section is granted, the student is deemed a resident of the DOA. Consequently, so long as a parent remains employed in the DOA, the student has the right, should he so desire, without reapplication, to attend school in the DOA through the twelfth grade.
- 4.4 INTER-DISTRICT RESPONSIBILITIES
- 4.4.1 Except as enumerated in Education Code §46607, the DOA shall receive credit for the average daily attendance of students transferred to it under this section.
 - 4.4.2 Any and all costs for special education services required by the student shall be the primary responsibility of the DOA, which is also deemed the DOR.
- 4.5 DENIAL NOTIFICATION
- 4.5.1 The District that prohibits the transfer of a student under this section is encouraged to identify, and communicate in writing to the student's parents, the specific reasons for that determination.

Approved:

SELPA I	10/20/05	10/21/10	06/19/12	02/11/16
SELPA II	10/21/05	10/29/10	06/19/12	02/13/15
SELPA III	10/20/05	10/21/10	06/19/12	02/12/15
SELPA IV	10/27/05	10/20/10	06/20/12	02/13/15
SELPA VII	10/26/05	10/20/10	06/20/12	02/11/15

APPENDIX F
CALCULATION OF DISTRICT SHARE OF SCCOE SPECIAL ED PROGRAM COSTS

1. Historical Block Classes
2. Historical Bock Rates
3. 2019-20 Re-benched Block Rates
4. Summary of 2019-20 Estimated SCCOE Special Education Funding (*Preliminary Calculation*)
 - a) Summary of Estimated Costs and Revenue
 - b) Other Revenue Sources
 - c) Summary of Estimated Costs by District
 - d) Estimated Cost of COE Block program classes, by district
 - e) SCCOE Facilities fees and compensation
 - f) Average SCCOE Special Ed Block Enrollment
 - g) Special Education Services in SCCOE Alternative Schools
 - h) Estimated Cost of serving LCI pupils
 - i) Estimated Share by ADA of LCI cost
 - j) Total Estimated Costs by district
 - k) Calculation of 1:1 SPHC Aide hours
 - l) Calculation of 1:1 Regular Aide hours
5. COE Special Education Facilities Policy
 - a) COE Minimum Classroom Requirements
 - b) COE Classroom Custodial Requirements

HISTORICAL SCOE BLOCK CLASSES INFORMATION

BLOCK	DEC/APR AVE Classes 2001/2002	DEC/APR AVE Classes 2002/2003	DEC/APR AVE Classes 2003/2004	DEC/APR AVE Classes 2004/2005	DEC/APR AVE Classes 2005/2006	DEC/APR AVE Classes 2006/2007	DEC/APR AVE Classes 2007/2008	DEC/APR AVE Classes 2008/2009	DEC/APR AVE Classes 2009/2010	DEC/APR AVE Classes 2010/2011	DEC/APR AVE Classes 2011/2012
Basic	82.5	85	81	82.5	78	77	76.5	71.0	70	72	74
Autism	30.5	34	38	44	48	54	52	48	46	46.5	45
SNF-OI	0	0	0	1	3	3	3	3	3	3	3
E.D.	9	10	11	17	17	15.5	16	17	17	14	14
L.I. O.I.	14	14	16	16	15	14	15	15	15	16	15
L.I. Deaf	14	15	15	15	15	15.5	16	16	16	16	16
Med. Fragile	12	11	11	13	16	18	17	15	13	12.5	13
NPS Pilot	6	5	5	0	0	0	0	0	0	0	0
Sub- Total											
Blocks	168	174	177	188.5	192	197	195.5	185	180	180	180
ASD Resource	7	4	3	3	4	4	4.5	5	5	5	4.5
ASD Intensive	2	6	6	6	6	6	7	6	6	6	3
TOTAL											
Including ASD	177	184	186	197.5	202	207	207	196	191	191	187.5

BLOCK	DEC/APR AVE Classes 2012/2013	DEC/APR AVE Classes 2013/2014	DEC/APR AVE Classes 2014/2015	DEC/APR AVE Classes 2015/2016	DEC/APR AVE Classes 2016/2017	Oct - Apr Average Classes 2017/18	Oct - Apr Average Classes 2018/19	Estimated Average Classes 2019/20
Basic	75	79.5	77.5	77	78.75	78.5	73.9	73.5
Autism	45	44.5	42.5	39.5	41	42	41.9	40
SNF-OI	3	3	3	0	3	3	2.5	2.5
E.D.	14	14	11	12	9.5	10.3	9.1	9.0
L.I. O.I.	14	12	12	15	12.75	11.5	11.5	11.5
L.I. Deaf	15.5	15	15	14	14	14	14.0	14
Med. Fragile	13	14	14	13	14	13	12.0	12
NPS Pilot	0	0	0	0	0	0	0.0	0
Sub- Total								
Blocks	179.5	182	175	170.5	173	172.3	164.9	162.5
ASD Resource	4.5	3.6	3.6	3	3	3	3.0	3
ASD Intensive	3	5	5	6.5	6	5	4.0	5
TOTAL								
Including ASD	187	190.6	183.6	180	182.0	180.3	171.9	170.5

HISTORICAL SCOE BLOCK RATES INFORMATION

Block	1997/98 Actuals \$ per class	(3.95% COLA) 1998/99 Rate \$ per class	(1.41% COLA) 1999/00 Rate \$ per class	(3.17% COLA) 2000/01 Rate \$ per class	(7.37% inc) 2001/02 Rate \$ per class	(2.0% COLA) 2002/03 Rate \$ per class	Remove Facilities (\$9,057) for 2003/04	(1.5% inc) 2003/04 Rate \$ per class	Mid-Yr Adj 2003/04 Rate \$ per class	Rebenched 2004/05 Rate \$ per class	(ED) Re-benched (4.23% COLA) 2005/06 Rate \$ per class	Re-benched & 5.92% COLA (4.53% COLA) 2006/07 Rate \$ per class	(ED) Re-benched (4.53% COLA) 2007/08 Rate \$ per class
Basic	191,637	199,207	202,015	208,419	223,780	228,255	219,198	222,486	229,359	227,837	237,475	250,209	261,543
Autism	219,048	227,700	230,911	238,231	255,788	260,904	251,847	255,625	262,496	264,058	275,228	290,934	304,113
Inclusion**	206,757	214,924	217,954	224,863							319,325	340,410	355,831
E. D.	198,250	206,081	208,987	215,611	231,502	236,132	227,075	230,481	237,354	233,731	285,015	296,628	321,272
L.I. (OI)	242,732	252,320	255,878	263,989	283,445	289,114	280,057	284,258	291,131	306,366	319,325	340,410	355,831
L.I. (Deaf)	243,658	253,282	256,854	264,996	284,526	290,217	281,160	285,377	292,249	302,887	315,699	333,331	348,431
Med. Fragile	223,238	232,056	235,328	242,788	260,681	265,895	256,838	260,690	267,562	285,935	277,184	303,332	317,073
NPS Pilot	267,467	278,032	281,952	290,890	312,329	318,575	309,518	314,161	321,032	325,927			
1:1 Aide rate				3,516	3,801	3,877	3,877	3,935	4,642	4,754	4,955	5,248	5,486
1:1 Health Aide				124,049	133,191	201,804	201,804	204,831	204,831	209,767	218,640	232,464	242,995
ASD -RSP*	114,060	118,565	120,237	120,828	129,733	175,870	175,870	178,508	178,508	182,811	190,544	202,271	211,434
ASD -SDC*	111,099	115,487	117,116										

Block	Adjusted												
	Adjusted FAL				May 2018								
	Rebenched 2008/09 Rate \$ per class	Rebenched 2009/10 Rate \$ per class	(0.38% COLA) 2010/11 Rate \$ per class	Rebenched 2011/12 Rate \$ per class	2012/2013 Rate \$ per class	Rebenched 2013/2014 Rate \$ per class	2014/2015 Rate \$ per class	Rebenched 2015/2016 Rate \$ per class	Rebenched 2016/2017 Rate \$ per class	Rebenched 2017/18 Rate \$ per class	Rebenched 2018/19 Rate \$ per class	Rebenched 2019/20 Rate \$ per class	
Basic	294,985	293,864	308,821	320,697	335,475	335,475	335,475	361,281	380,060	412,651	421,333	426,483	
Autism	342,046	340,746	347,404	360,028	376,183	376,183	376,183	407,248	452,933	476,114	483,161	486,993	
SNF-OI***	352,308	350,969	336,522	349,248	364,993	364,993	364,993	385,662	403,477	438,284	445,317	455,039	
E. D.	329,240	327,989	331,140	353,161	380,352	380,352	380,352	406,288	467,261	460,249	466,867	457,962	
L.I. (OI)	352,308	350,969	336,522	349,248	364,993	364,993	364,993	385,662	403,477	438,284	445,317	455,039	
L.I. (Deaf)	373,204	371,786	428,675	426,280	451,126	451,126	451,126	485,034	520,565	577,510	560,078	566,836	
Med. Fragile	343,741	342,435	313,366	326,094	351,712	351,712	351,712	383,737	413,948	449,435	462,274	470,018	
NPS Pilot**													
1:1 Aide rate	5,486.14	5,486.14	6,568.10	8,076	8,744	8,744	8,744	8,885	9,160	9,640	9,594	9,784	
1:1 Health Aide	7,853.08	7,853.08	8,287.69	9,064	9,734	9,734	9,734	9,709	10,359	10,653	11,153	11,269	
ASD -RSP*	243,338	242,413	246,452	259,375	275,982	275,982	275,982	290,493	301,632	328,502	328,739	331,522	
ASD -SDC*	212,003	211,197	203,250	214,928	227,858	227,858	227,858	240,682	251,215	275,444	275,931	277,673	

2001/2002 Inclusion Block discontinued in 2001/2002

2002/2003 Sp Ed services in ASD

2003/2004 Sp Ed services in ASD

2003/2004 Mid-year Adjustment to avoid deficit in 2003/2004

2004/2005 All Blocks Re-benched for 2004/2005, except Sp. Ed. in Alternative Schools

Sp Ed. in Alternative Schools increase by COLA (2.41%) in 2004/2005

2005/2006**NPS Pilot folded into ED Block

SNF Block @ OI rate for SDC classes at SN Mid-year Adjustment to ED Block in 2005/2006 for Menta

2006/2007 Re-benched Rate adjustment to a 5.92% COLA in 2006/2007

2007/2008 Assumes Re-benched Rate adjustment to ED Block for Mental Health component and a 4.5

2008/2009Some classes collapsed/reconfigured with intent to not raise costs to districts in 2008/2009.

2009/2010 Rebenching in 2009/2010

2010/2011 Negative COLA applied to Blocks in 2010/2011

2011/2012 Rebenching for 2011/2012, 1:1 Aide Rates increased to Actual Costs, and then temporarily red

2012/2013 Increased rates most programs, 1:1 rate resumes actual costs

2013/2014 Rebenched Rates

2014/2015 same rates as 2013/2014

2015/2016 Rebenched Rates

2016/2017 Rebenched Rates

2017/2018 Rebenched Rates

2018/2019 Rebenched Rates

2019/2020 Rebenched Rates

**SANTA CLARA COUNTY OFFICE OF EDUCATION - SPECIAL EDUCATION REBENCHMARKING
2019-20 ESTIMATE FOR BLOCK RATES**

Basic Block

Classroom Costs:				
Classroom Count:	Position	FTE	Avg. Costs	# Students per FTE
73.5	Teacher	1.000	X 156,250 =	8.63
	Aide	1.407	X 71,807 =	6.13
February 2019 Enrollment: 634	DISAP/VI OM WR Exp. Inc Spec	0.131	X 155,776 =	20,329
	SLP	0.180	X 164,218 =	28,559
	OT/PT	0.138	X 155,673 =	21,483
	Nurse	0.065	X 177,798 =	11,557
	Psychologist	0.045	X 161,727 =	7,278
Avg Class Size Based On Projections: 8.63	Adj. for Classes Not Operating in ESY (See note)			131.69
	Subtotal - Classroom Cost			345,242

Allocation of Shared Costs (Equally distributed to classrooms in all blocks):

Instructional Administration (Director/Principal/SOC Asst/Director*)	31,944
Other Support Staff (Job Training Specialist, Fin Analyst)	1,464
Substitute for Teachers and Aides	3,502
Custodial/Maintenance/Operations	865
Utilities	1,039
Repairs	42
Communications	718
Materials and supplies (Admin, Support Staff & Classrooms)	3,079
Contracted Services	1,029
Legal Costs	431
Other Direct Services (Technology, Food Production)	261
Mileage & Travel	964
Rentals (Copier Charges)	689
Subtotal - Shared Cost	46,027
Total Direct Cost	391,269

Total Direct Cost	391,269
Indirect Cost (object code 7000)	35,214
Total - Basic with Indirect Cost	426,483

Note- Extended School Year (ESY): Salaries + Benefits
 (A) X .095 (19 days of ESY / 199 total instructional days) = (A)
 (B) X (# of classes not operating in ESY) = (B)
 (C) / 73.5 (# of classes in Basic) = (C)

* Student per FTE if total assignment were students in the Basic block.

Estimated Cost Per Student (Based on February 2019 Block Count):
Final cost will be determined by input based on October 2019 through April 2020 average

Est. Per Class	Per Class Cost	Total	Enrollment	Est. Cost per Student
MOU1 & Offsets	\$ 426,483	X 73.5 =	\$ 31,346,501 /	634 = \$ 49,442
Est. Cost	\$ 387,071	X 73.5 =	\$ 28,449,685 /	634 = \$ 44,873

**SANTA CLARA COUNTY OFFICE OF EDUCATION - SPECIAL EDUCATION REBENCHMARKING
2019-20 ESTIMATE FOR BLOCK RATES**

Autism Block

Classroom Costs:				
Classroom Count:	Position	FTE	Avg. Costs	# Students per FTE
40	Teacher	1.000	X 156,250 =	8.63
	BCBA Analyst	0.041	X 344,187 =	211.31
February 2019 Enrollment: 345	Aide	1.407	X 71,807 =	101,032
	DISAP/VI OM WR Exp. Inc Spec	0.131	X 155,776 =	20,329
	SLP	0.330	X 164,218 =	54,192
	OT/PT	0.235	X 155,673 =	36,983
	Nurse	0.058	X 177,798 =	10,312
	Psychologist	0.100	X 161,727 =	16,173
Avg Class Size Based On Projections: 8.63	Adj. for Classes Not Operating in ESY (See note)			161.73
	Subtotal - Classroom Cost			400,756

Allocation of Shared Costs (Equally distributed to classrooms in all blocks):

Instructional Administration (Director/Principal/SOC Asst/Director*)	31,944
Other Support Staff (Job Training Specialist, Fin Analyst)	1,464
Substitute for Teachers and Aides	3,502
Custodial/Maintenance/Operations	865
Utilities	1,039
Repairs	42
Communications	718
Materials and supplies (Admin, Support Staff & Classrooms)	3,079
Contracted Services	1,029
Legal Costs	431
Other Direct Services (Technology, Food Production)	261
Mileage & Travel	964
Rentals (Copier Charges)	689
Subtotal - Shared Cost	46,027
Total Direct Cost	446,783

Total Direct Cost	446,783
Indirect Cost (object code 7000)	40,310
Total - Autism with Indirect Cost	486,993

Note- ESY: Salaries + Benefits
 (A) X .095 (19 days of ESY / 199 total instructional days) = (A)
 (B) X (# of classes not operating in ESY) = (B)
 (C) / 40 (# of classes in Autism) = (C)

* Student per FTE if total assignment were students in the Autism block.

Estimated Cost Per Student (Based on February 2019 Block Count):
Final cost will be determined by input based on October 2019 through April 2020 average

Est. Per Class	Per Class Cost	Total	Enrollment	Est. Cost per Student
MOU1 & Offsets	\$ 486,993	X 40 =	\$ 19,479,720 /	345 = \$ 56,463
Est. Cost	\$ 387,071	X 40 =	\$ 15,762,840 /	345 = \$ 45,700

**SANTA CLARA COUNTY OFFICE OF EDUCATION - SPECIAL EDUCATION REBENCHING
2019-20 ESTIMATE FOR BLOCK RATES**

ED Block

Classroom Costs:					# Students per FTE
Classroom Count:	Position	FTE	Avg. Costs	Cost Per Class (19 ESY)	
9	Teacher	1.000	X 155,250 =	155,250	7.33
	BCBA Specialist/Analyst	0.041	X 144,187 =	5,865	179.67
	Aide	1.407	X 71,807 =	101,032	5.21
	DISAPE, V, OM, WHEsp, IncSpec	0.331	X 155,776 =	20,329	56.19
66	SLP	0.000	X 164,218 =		
	OT/PT	0.026	X 355,973 =	4,048	282.05
	Nurse	0.058	X 377,798 =	10,312	126.44
	Psychologist	0.122	X 363,727 =	15,731	60.11
7.33	Social Therapist	0.300	X 346,036 =	75,028	14.67
	Therapist/Instructor - ED Only				
	Adj. for Classes Not Operating in ESY (See note)				
	Subtotal - Classroom Cost			(16,493)	
				374,122	

Allocation of Shared Costs (Equally distributed to classrooms in all blocks):

Instructional Administration (Director, Principal, SOC, Ass. Director*)	31,944
Other Support Staff (Job Training Specialist, Fin. Analyst)	1,464
Substitute for Teachers and Aides	3,502
Custodial/Maintenance/Operations	865
Utilities	1,039
Repairs	42
Communications	718
Materials and supplies (Admin, Support Staff & Classrooms)	3,079
Contracted Services	1,029
Legal Costs	431
Other Direct Services (Technology, Food Production)	261
Mileage & Travel	964
Rentals (Copier Charges)	689
Subtotal - Shared Cost	46,027
Total Direct Cost	420,149

Total Direct Cost	\$ 420,149
Indirect Cost: (Object code 7000)	\$ 37,813
Total - ED with Indirect Cost	\$ 457,962

Note: ESY: Salaries + Benefits

(A) X .005 (1.9 days of ESY / 199 total instructional days) = (B)
 (B) X (# of classes not operating in ESY) = (C)
 (C) / 9 (# of classes in ED) =

* Student per FTE if total assignment were students in the ED block.

Estimated Cost Per Student (Based on February 2019 Block Count):

Est. Per Class	Est. Per Class	Total	Enrollment	Est. Cost per Student
MOU1 & Offsets	\$ 418,550	\$ 418,550	66	\$ 6,342
Est. Cost			66	\$ 6,342

**SANTA CLARA COUNTY OFFICE OF EDUCATION - SPECIAL EDUCATION REBENCHING
2019-20 ESTIMATE FOR BLOCK RATES**

OI and SNF Block

Classroom Costs:					# Students per FTE
Classroom Count:	Position	FTE	Avg. Costs	Cost Per Class (19 ESY)	
14	Teacher	1.000	X 155,250 =	155,250	8.50
	Aide	1.607	X 71,807 =	115,394	5.29
	DISAPE, V, OM, WHEsp, IncSpec	0.131	X 155,776 =	20,329	65.13
	SLP	0.200	X 164,218 =	32,844	43.50
	OT/PT	0.070	X 355,973 =	10,897	121.43
	Nurse	0.160	X 377,798 =	28,448	53.13
	Psychologist	0.045	X 363,727 =	7,278	186.89
	Adj. for Classes Not Operating in ESY (See note)				
	Subtotal - Classroom Cost			371,440	

Allocation of Shared Costs (Equally distributed to classrooms in all blocks):

Instructional Administration (Director, Principal, SOC, Ass. Director*)	31,944
Other Support Staff (Job Training Specialist, Fin. Analyst)	1,464
Substitute for Teachers and Aides	3,502
Custodial/Maintenance/Operations	865
Utilities	1,039
Repairs	42
Communications	718
Materials and supplies (Admin, Support Staff & Classrooms)	3,079
Contracted Services	1,029
Legal Costs	431
Other Direct Services (Technology, Food Production)	261
Mileage & Travel	964
Rentals (Copier Charges)	689
Subtotal - Shared Cost	46,027
Total Direct Cost	417,467

Total Direct Cost	\$ 417,467
Indirect Cost: (Object code 7000)	\$ 37,572
Total - OI & SNF Indirect Cost	\$ 455,039

Note: ESY: Salaries + Benefits

(A) X .005 (1.9 days of ESY / 199 total instructional days) = (B)
 (B) X (# of classes not operating in ESY) = (C)
 (C) / 14 (# of classes in OI & SNF) =

* Student per FTE if total assignment were students in the OI & SNF block.

Estimated Cost Per Student (Based on February 2019 Block Count):

Est. Per Class	Est. Per Class	Total	Enrollment	Est. Cost per Student
MOU1 & Offsets	\$ 415,627	\$ 415,627	119	\$ 3,488
Est. Cost			119	\$ 3,488

SANTA CLARA COUNTY OFFICE OF EDUCATION - SPECIAL EDUCATION REBENCHMARKING
2019-20 ESTIMATE FOR BLOCK RATES

Deaf Block

Classroom Costs:		Cost Per Class (19 ESY)		# Students per FTE	
Position	FTE	Avg. Costs			
Teacher	14	1,000	X	156,250 =	8.29
Aide**		0.737	X	71,807 =	11.24
DISAPE, W, OM, W, Insp, In, Spec		0.131	X	155,776 =	20.329
SLP		0.245	X	184,218 =	34.11
O/TPT		0.050	X	35,873 =	7.64
Nurse		0.058	X	277,736 =	10.312
Psychologist		0.058	X	277,736 =	10.312
Interpreter		1.366	X	87,726 =	12.478
Education Associate		0.180	X	89,112 =	13.392
Counselor		0.074	X	187,494 =	29.635
Audiologist		0.171	X	172,869 =	1.429
Contract Services (Sign Language Contract)					(13,225)
Adj. for Classes Not Operating in ESY (See notes)					475,005
Subtotal - Classroom Cost					
Allocation of Shared Costs (Equally distributed to classrooms in all blocks):					
Instructional Administration (Director, Principal, SOC, Asst. Director*)					31,944
Other Support Staff (Job Training, Specialist, Fin. Analyst)					1,464
Substitute for Teachers and Aides					3,502
Custodial/Maintenance/Operations					865
Utilities					1,039
Repairs					42
Communications					718
Materials and supplies (Admin, Support Staff & Classrooms)					3,079
Contracted Services					1,029
Legal Costs					431
Other Direct Services (Technology, Food Production)					261
Mileage & Travel					964
Rentals (Copier Charges)					689
Subtotal - Shared Cost					46,027
Total Direct Cost					520,033

Total Direct Cost	520,033
Indirect Cost (Object code 7000)	46,803
Total - DHQD with Indirect Cost	566,836

Note: ESY: Salaries + Benefits
(A) X .095 (19 days of ESY / 199 total instructional days) = (A)
(B) X (# of classes not operating in ESY) = (B)
(C) / 14 (# of classes in D/HOH) = (C)
4 13,225

* Student per FTE if total assignment were students in the Deaf Block.
** Aides reduced in Deaf block due to use of Educational Associates.

Estimated Cost Per Student (Based on February 2019 Block Count) :		Est. Cost per Student	
Per Class Cost	Total	Enrollment	
Ex. Per Class	\$ 566,836	116 =	\$ 68,411
MOU & Offsets	\$ (851,412)	116 =	\$ (4,797)
Est. Cost	\$ 527,424		\$ 63,655

SANTA CLARA COUNTY OFFICE OF EDUCATION - SPECIAL EDUCATION REBENCHMARKING
2019-20 ESTIMATE FOR BLOCK RATES

MF Block

Classroom Costs:		Cost Per Class (19 ESY)		# Students per FTE	
Position	FTE	Avg. Costs			
Teacher	12	1,000	X	156,250 =	7.08
Aide		1.507	X	71,807 =	108.113
DISAPE, V, OM, W, Insp, In, Spec		0.131	X	155,776 =	20.329
SLP		0.100	X	164,218 =	70.82
O/TPT		0.150	X	155,673 =	23.351
Nurse		0.300	X	177,798 =	53.199
Psychologist		0.045	X	181,727 =	7.718
Adj. for Classes Not Operating in ESY (See notes)					385,182
Subtotal - Classroom Cost					
Allocation of Shared Costs (Equally distributed to classrooms in all blocks):					
Instructional Administration (Director, Principal, SOC, Asst. Director*)					31,944
Other Support Staff (Job Training, Specialist, Fin. Analyst)					1,464
Substitute for Teachers and Aides					3,502
Custodial/Maintenance/Operations					865
Utilities					1,039
Repairs					42
Communications					718
Materials and supplies (Admin, Support Staff & Classrooms)					3,079
Contracted Services					1,029
Legal Costs					431
Other Direct Services (Technology, Food Production)					261
Mileage & Travel					964
Rentals (Copier Charges)					689
Subtotal - Shared Cost					46,027
Total Direct Cost					431,209

Total Direct Cost	431,209
Indirect Cost (Object code 7000)	38,609
Total - MF with Indirect Cost	470,018

Note: ESY: Salaries + Benefits
(A) X .095 (19 days of ESY / 199 total instructional days) = (A)
(B) X (# of classes not operating in ESY) = (B)
(C) / 12 (# of classes in MF) = (C)
0 0

* Student per FTE if total assignment were students in the MF Block.

Estimated Cost Per Student (Based on February 2019 Block Count) :		Est. Cost per Student	
Per Class Cost	Total	Enrollment	
Ex. Per Class	\$ 470,018	85 =	\$ 5,640,216
MOU & Offsets	\$ (39,412)	85 =	\$ (475,949)
Est. Cost	\$ 430,606		\$ 5,164,267

SANTA CLARA COUNTY OFFICE OF EDUCATION - SPECIAL EDUCATION REBENCHING
2019-20 ESTIMATE FOR BLOCK RATES

Resource
(Stand Alone)

<u>Classroom Costs:</u>	
Position	FTE
Teacher	1.000
Aide	1.376
DIS	0.100
Psychologist at AED	0.088
Program Specialist at AED	0.088
Subtotal - Classroom Cost	
300,147	
<u>Allocation of Shared Costs (equally distributed to resource classes):</u>	
Substitutes	3,502
Other (Materials & supplies)	500
Subtotal - Shared Cost	4,002
Total Direct Cost	304,149

Total Direct Cost	304,149
Indirect Cost (object code 7000)	27,373
Total - Resource with Indirect Cost	331,522

SANTA CLARA COUNTY OFFICE OF EDUCATION - SPECIAL EDUCATION REBENCHING
2019-20 ESTIMATE FOR BLOCK RATES

Intensive
(Stand Alone)

<u>Classroom Costs:</u>			
	Position	FTE	Avg. Costs
Classroom Count: 5	SDC Teacher	1.000	X 156,250 =
	Aide	0.688	X 71,807 =
	Dis	0.100	X 155,776 =
	Psychologist at AED	0.088	X 161,727 =
	Program Specialist at AED	0.088	X 175,567 =
Subtotal - Classroom Cost			
250,744			
<u>Allocation of Shared Costs (equally distributed to intensive classes)</u>			
	Substitute		3,502
	Other (Materials & supplies)		500
	Subtotal - Shared Cost		4,002
	Total Direct Cost		254,746

Total Direct Cost	254,746
Indirect Cost (object code 7000)	22,927
Total - Intensive with Indirect Cost	277,673

**SANTA CLARA COUNTY OFFICE OF EDUCATION - SPECIAL EDUCATION REBENCHING
2019-20 ESTIMATE FOR BLOCK RATES**

	1:1 rate with 9% Indirect Rate
1:1 Aides Rate	9,784
1:1 SPHC Rate	11,269

NOTE: Example for 1:1 Aide calculation, 5.5 hours daily for entire year = $\$9,784 \times 5.5 = \$53,812$

SANTA CLARA COUNTY OFFICE OF EDUCATION - SPECIAL EDUCATION REBENCHING
2019-20 ESTIMATED TOTAL ANNUAL BUDGETS BY BLOCK

DRAFT

Total Programs	Basic	Autism	Emotional Disturbance (ED)	Orthopedic Impairment (OI) & Skilled Nursing Facility (SNF)	Deaf/HoH	Medically Fragile (MF)	Resource (Stand Alone)	Intensive (Stand Alone)
Annual Budget	Per Class	Per Block	Per Class	Per Block	Per Class	Per Block	Per Class	Per Block
170.5	73.5	40	9	14	14	12	3	5
1.365	634	345	66	119	116	85		

Est. Number of Classes

Projected Enrollment

Estimated Cost

Classroom Costs:

1000 Certificated Salaries	162,977	11,978,827	191,937	7,677,491	198,290	1,784,609	178,898	2,504,570	197,718	2,768,054	185,181	2,222,167	146,577	146,577	732,883
2000 Classified Salaries	74,353	5,464,946	85,133	3,402,320	60,290	542,610	76,174	1,066,436	127,555	1,785,770	80,389	964,668	58,862	176,586	147,155
3000 Employee Benefits	107,841	7,926,314	123,573	4,942,920	115,376	1,038,386	116,251	1,627,514	147,228	2,061,192	119,448	1,433,376	94,691	284,073	373,595
5000 Services, Other Operating Exp	71	5,201	113	4,509	166	1,493	117	1,640	1,505	21,068	164	1,973	17	52	17
Subtotal Classroom Costs	345,242	25,375,287	400,756	16,030,240	374,122	3,367,098	371,440	5,200,160	474,006	6,636,084	385,182	4,622,184	300,147	900,441	1,253,720

Allocation of Shared Costs (equally distributed to classrooms in all blocks):

1000 Certificated Salaries	12,134	891,849	12,134	485,360	12,134	109,206	12,134	169,876	12,134	169,876	12,134	145,608	1,551	4,653	1,551	7,755
2000 Classified Salaries	13,776	1,012,536	13,776	551,040	13,776	129,984	13,776	192,864	13,776	192,864	13,776	165,312	1,426	4,278	1,426	7,130
3000 Employee Benefits	10,603	779,321	10,603	424,120	10,603	95,427	10,603	148,442	10,603	148,442	10,603	127,248	525	1,575	525	2,625
4000 Books and Supplies	2,697	198,230	2,697	107,880	2,697	24,273	2,697	37,758	2,697	37,758	2,696	32,352	500	1,500	500	2,500
5000 Services, Other Operating Exp	6,817	501,050	6,817	272,680	6,817	61,353	6,817	95,438	6,817	95,438	6,817	81,804	-	-	-	-
6000 Capital Outlay	-	-	-	-	-	-	-	-	-	-	-	-	-	-	-	-
Subtotal Shared Costs	46,027	3,382,985	46,027	1,841,080	46,027	414,243	46,027	644,378	46,027	644,378	46,027	552,324	4,002	12,006	4,002	20,010

7000 Other Outgo / Transfers Out

35,214	2,588,229	40,210	1,608,400	37,813	340,317	37,572	526,008	46,803	655,242	38,809	465,708	27,373	82,119	22,927	114,635
--------	-----------	--------	-----------	--------	---------	--------	---------	--------	---------	--------	---------	--------	--------	--------	---------

Total Cost

426,483	31,346,501	486,993	19,479,720	457,962	4,121,658	455,039	6,370,546	566,836	7,935,704	470,018	5,640,216	331,522	994,566	277,673	1,388,365
---------	------------	---------	------------	---------	-----------	---------	-----------	---------	-----------	---------	-----------	---------	---------	---------	-----------

Estimated Cost Per Student

49,442	56,463	62,449	53,534	68,411	66,355
--------	--------	--------	--------	--------	--------

MOU1 & Other Offsets

(4,569)	(4,570)	(5,374)	(4,637)	(4,757)	(5,564)
---------	---------	---------	---------	---------	---------

Estimated Cost Per Student

44,873	51,893	57,075	48,897	63,655	60,791
--------	--------	--------	--------	--------	--------

Note:

1. Greyed areas are specific to block, unshaded areas are equal per class.
2. Estimated Cost Per Student is based on February 2019 Block Count. Final cost will be determined based on monthly average (October thru April) as determined by SELPA Fiscal Analyst.

**SANTA CLARA COUNTY OFFICE OF EDUCATION - SPECIAL EDUCATION REBENCHING
COMPARISON OF 2018-19 TO 2019-20 ESTIMATED BLOCK RATES**

(A)	2018-19 Rebenching Rates			2019-20 ESTIMATED BLOCK RATES WITH 9% INDIRECT CHARGE					(J)	Notes For Changes Specific To Each Program Block Rate
	(B) 2018-19 Est. # of Classes	(C) Block Rates**	(D) Total Program Cost	(E) 2019-20 Est. # of Classes	(F) Est. Block Rates**	(G) Est. Total Program Cost	(H) = (F) - (C) Block Rate \$ Variance vs 2018-19 & 2019-20*	(I) = (H) / (C) Block Rate % Variance vs 2018-19 & 2019-20*		
Basic	77.50	421,333	32,653,308	73.50	426,483	31,346,501	5,150	1.22%	Total Program Cost Increase/ (Decrease) vs 2018-19	4 less classrooms
Autism	42.00	483,161	20,292,762	40.00	486,993	19,479,720	3,832	0.79%	(1,306,807)	2 less classrooms
Emotional Disturbance (ED)	10.00	466,867	4,668,670	9.00	457,962	4,121,658	(8,905)	-1.91%	(547,012)	1 less classroom/decrease due to the ESY class adjustment
Orthopedic Impairment (OI) and Skilled Nursing Facility (SNF)	14.00	445,317	6,234,438	14.00	455,039	6,370,546	9,722	2.18%	136,108	Adjustment in ESY in 18-19 and no adjustment in 19-20
Deaf/HoH	14.00	560,078	7,841,092	14.00	566,836	7,935,704	6,758	1.21%	94,612	Adjustment in ESY in 19-20 is less than the adjustment in 18-19
Medically Fragile (MF)	12.00	462,274	5,547,288	12.00	470,018	5,640,216	7,744	1.68%	92,928	
Resource	3.00	328,739	986,217	3.00	331,522	994,566	2,783	0.85%	8,349	
Intensive	5.00	275,931	1,379,655	5.00	277,673	1,388,365	1,742	0.63%	8,710	
Total	177.50		79,603,430	170.50		77,277,276			(2,326,154)	

*** SUMMARY**

1. STRS at 17.10% and PERS at 20.70%.
2. OPEB at \$1,056 per FTE (decrease of \$251 per FTE)
3. Step and column for salaries
4. Indirect Charge calculated at 9% Rate (CDE Approved ICR for FY 19-20 is 10.5%, SCCOE adjusted ICR is 9.74%)

** Estimated Block Rates are before MOU1 & other offsets are applied.

2019-20 ESTIMATED SCCOE SPECIAL ED PROGRAM FUNDING

COE PROGRAM COSTS:

4/2/2019

PROGRAM BLOCK									**Proposed Block Rates**		TOTAL COST
	OCT	NOV	DEC	JAN	FEB	MAR	APR	AVERAGE		RATE PER CLASS	
					Est						
BASIC					73.50			73.50	X	\$ 426,483	= \$ 31,346,501
AUTISM					40.00			40.00	X	\$ 486,993	= \$ 19,479,720
SNF					2.50			2.50	X	\$ 455,039	= \$ 1,137,598
E.D.					9.00			9.00	X	\$ 457,962	= \$ 4,121,658
LOW INCID.(OI)					11.50			11.50	X	\$ 455,039	= \$ 5,232,949
LOW INCID.(DEAF)					14.00			14.00	X	\$ 566,836	= \$ 7,935,704
MED.FRAGILE					12.00			12.00	X	\$ 470,018	= \$ 5,640,216
SUBTOTAL (1)	-	-	-	-	162.50	-	-	162.50			\$ 74,894,345
1:1 SPHC AIDES								249.59	X	\$ 11,269	= \$ 2,812,640
1:1 AIDES (HRS/DAY)								1,278.55	X	\$ 9,784	= \$ 12,509,289
SUBTOTAL (2)											\$ 90,216,273
ADD IN LCI COST SHARE: DISTRICT-SERVED, TRANSPORTATION, CCS											
FACILITIES COSTS											\$ 1,672,305
AAC										to NPS/LCI	\$ 331,899
MAXIM										\$ 218,311	\$ 1,013,984
DIS APE											\$ 206,959
DIS VISION / O & M											\$ 444,543
HOME TEACHING										\$ 610,077	\$ 610,077
MISCELLANEOUS											\$ -
DHOH											\$ 273,009
											\$ 94,769,049
ASD RESOURCE	3	3.00	3.00	3.00	3.00	3.00	3.00	3.00	X	\$ 331,522	= \$ 994,566
ASD INTENSIVE	5	5.00	5.00	5.00	5.00	5.00	5.00	5.00	X	\$ 277,673	= \$ 1,388,365
SUBTOTAL (3)											\$ 2,382,931
GRAND TOTAL											\$ 97,151,980

Notes:

*Does not include Infant Program or NPS/LCI (which are funded separately via J-50, State Aid to COE)

*Very Important Change at 2013/2014 P2 Certification, July 2014: County Office Funds Transfer - RL Transfer REMOVED from Offsetting Revenues resulting to increased Sp Ed Revenue transferred from districts to COE

REVENUE SOURCES FOR PAYING THE ABOVE COE PROGRAM COSTS:

OTHER OFFSETTING REVENUE FOR BLOCK CLASSES		\$ 6,200,648
DISTRICT PAYMENTS TO COE (BLOCKS)		\$ 88,096,961
LESS PY CARRYOVER CREDITS - NW SELPA DISTRICTS (SELPA 1,2,7)		\$ -
PY ADJ (PAYMENT OF PY DEFICIT ON SELPA III JUVENILE COURT GRANT)-NW SELPA		\$ -
INVOICED TUITION COSTS (OUT-OF-COUNTY DISTRICTS, INVOICED BY SPED PROGRAM)		\$ 67,729
FROM OUT OF HOME BED COUNT- FOR NW SELPA COST SHARE		\$ 627,895
SUBTOTAL (1)		\$ 94,993,233
ASD SPECIAL ED.SERVICES		
LCFF FOR SDC ADA IN ALT ED (SPECIAL ED NJCS BASE+JCS BASE)	19-20	SDC ADA
	\$ 12,334 X	21.59
TRANSFER FROM SELPA III OF JUV. COURT GRANT (LESS DEFICIT FACTOR)		\$ 116,625
ESTIMATED "OTHER SOURCE" REVENUES FOR SDC IN ASD CLASSES		\$ 190,789
FROM DISTRICTS FOR SDC IN ASD, BY USAGE (ADA)		\$ 922,229
FROM DISTRICTS FOR RSP IN ASD, BY USAGE (PUPIL COUNT)		\$ 827,291
INVOICED TO OUT-OF-COUNTY DISTRICTS BY SCCOE SPECIAL ED - RSP/ASD		\$ 59,709
SUBTOTAL (2)		\$ 2,382,931
GRAND TOTAL		\$ 97,376,164

COE LCFF Transition Calculation

Rev sources - COE Costs	\$ 224,183
Net Facilities Fees Collected/(Deficit)	\$ 224,183
PY ADJ (PAYMENT OF PY DEFICIT ON SELPA III JUVENILE COURT GRANT)-NW SELPA	-
PY Carryover Credits to districts - NW SELPA	-
Variance	(0)

Note:

*This estimate assumes that LCFF for SCCOE Sp Ed Pupils continues to go to Districts of Residence, and does not offset costs to districts for SCCOE

SCCOE SPECIAL ED "OTHER OFFSETTING REVENUES"

4/3/2019

	2019-20 EST	2018-19 P-1	2017-18 P2	2016-17 P2	2015-16 P2	2014-15 P2	2013-14 P2	2011-12 P2
1) "Goldfinger FRZ" 24.27 units (18.45 SDC and 5.82 DIS)	\$ 2,040,125	\$ 2,040,125	\$ 2,040,125	\$ 2,040,125	\$ 2,040,125	\$ 2,040,125	\$ 2,040,125	\$ 2,040,125
Revenue transfer from SELPA III Base Funding								
18.45 SDC 1 Aide x \$89,516 = \$1,651,570								
5.82 DIS x \$66,762 = \$388,555								
Calculated at COE posted Transfer Rates								
less basic entitlement deficit factor								
0.0000000%	\$ -	\$ -	\$ -	\$ -	\$ (55,281)	\$ (46,358)	\$ (56,865)	
Less \$52 from MOU 2 Imbalance	(\$52.00)							
2) COE Base Year (97/98) Extended Year Funding	\$ 3,039,659	\$ 3,039,659	\$ 3,039,659	\$ 3,039,659	\$ 3,039,659	\$ 3,039,659	\$ 3,039,659	\$ 3,039,659
Revenue transfer from SELPA III Base Funding								
less basic entitlement deficit factor								
0.0000000000	\$ -	\$ -	\$ -	\$ -	\$ (82,366)	\$ (69,070)	\$ (84,725)	
3) NPS/NPA Column A, B Base Year Reimbursements	\$ 1,106,040	\$ 1,106,040	\$ 1,106,040	\$ 1,106,040	\$ 1,106,040	\$ 1,106,040	\$ 1,106,040	\$ 1,106,040
Revenue transfer from SELPA III Base Funding- less SELPA II, III OT	\$ -	\$ -	\$ -	\$ -	\$ (29,970)	\$ (25,132)		
less OT	\$ (148,162)	\$ (148,162)	\$ (148,162)	\$ (148,162)	\$ (148,162)	\$ (148,162)	\$ (148,162)	\$ (148,162)
less basic entitlement deficit factor	\$ -	\$ -	\$ -	\$ -	\$ 4,015	\$ 3,367		
0.0000000000								
total deficit	0						\$ (26,699)	
Subtotal MOU #1	\$ 6,037,662	\$ 6,037,662	\$ 6,037,662	\$ 6,037,662	\$ 5,874,059	\$ 5,900,469		
4) Federal Local Assistance (COE)								
Removed from "Other Revenue Sources" and counted for each district as partial payment of SCCOE services								
5) Federal Preschool Local Entitlement (COE Re 3320)*	\$ -	\$ -	\$ 364,440	\$ 336,819	\$ 203,143	\$ 208,571	\$ 222,777	\$ 249,909
*Update! Effective 2018-19, Re 3320 will be consolidated into Re 3310							\$ 7,709	
6) Federal Preschool Grant (COE Re 3315)	\$ 102,958	\$ 108,633	\$ 122,744	\$ 111,683	\$ 96,101	\$ 98,384	\$ 115,582	\$ 126,090
It will be updated with each year's current grant amount when known								\$ 127,577
7) Estimated Lottery Funds	\$ 250,817	\$ 260,359	\$ 285,471	\$ 256,089	\$ 259,681	\$ 209,910	\$ 247,143	\$ 228,167
Updated 3/26/19								
8) Revenue Received from Leases	\$ -	\$ -	\$ -	\$ -	\$ 77,584	\$ -		
9) Payment of PRIOR YEAR DEFICIT	\$ -	\$ -	\$ -	\$ 163,603	\$ 137,193			\$ 7,232,506
10) Revenue Limit Transfer from Districts to COE	\$ -	\$ -	\$ -	\$ -				
Discontinued beginning 2013/2014.								
Districts keep LCFF funds, but contribute more Sp Ed \$								
Total COE Revenue from "Other Sources"	\$ 6,391,437	\$ 6,406,654	\$ 6,810,317	\$ 6,905,856	\$ 6,647,761	\$ 6,417,334	\$ 6,462,584	\$ 14,001,911
Divided by total number of Block Classes	167.5	168	179	178	177	180	187	168
Equals deduct per class for COE Sp.Ed. Revenue received from "Other Sources"	\$ 38,158	\$ 38,249	\$ 38,046	\$ 38,797	\$ 37,558	\$ 35,652	\$ 34,559	\$ 83,593
Updated 1/24/18:								
Sp Ed in Alt Ed, per class average, LCFF offset	Alt Ed rate 12,333.86	19-20 21.59	266,288	307,349	307,349	53,258	divided by # of classes	
FOR INFO ONLY:								
DEFICIT ON MOU#1					(163,603)	(137,193)	(141,590)	
DEFICIT ON SELPA III JUVENILE COURT					(3,159)			
DEFICIT ON OT TO SELPA II (SUNNYVALE)				(1,357)	(1,357)			
				(1,357)	(168,119)			

[illegible]

SUMMARY OF SCCOE SPECIAL ED COSTS									
4/7/2019	FACILITIES COMPENSATION (CREDITED SEPARATELY AT YEAREND)	BLOCK ENROLLMENT COSTS	1:1 AIDES COSTS	DIS SERVICES	NET LG COSTS SHARED BY ADA	FACILITIES FEES	TOTAL SCCOE COSTS "BEFORE" ADJUSTMENT (EXCLUDING FACILITIES COMPENSATION & SPED IN ALT ED)	PY RETURN OF EXCESS BLOCK REVENUE AS OFFSET TO CY COSTS - NW	TOTAL SCCOE COSTS "AFTER" ADJUSTMENT (EXCLUDING FACILITIES COMPENSATION & SPED IN ALT ED)
DISTRICT									
LOS ALTOS	-	-	-	66,142	54,857	4,129	125,129		125,129
PALO ALTO	-	-	-	-	44,853	11,551	56,403		56,403
PALO ALTO	-	220,479	102,986	63,674	(27,546)	375,572	375,572		57,246
MV/WHISMAN	-	63,806	37,599	8,856	65,525	175,786	175,786		48,939
SELPA I	-	284,285	102,986	167,415	137,688	40,515	732,890		732,890
FREMONT	-	1,040,575	407,830	39,729	38,001	89,134	1,615,369		1,615,369
SUNNYVALE	-	476,725	137,637	14,194	28,221	41,744	688,521		688,521
CUPERTINO	-	971,653	337,786	80,506	216,536	95,350	1,701,821		1,701,821
SELPA II	-	2,489,954	873,253	134,429	282,748	226,227	4,005,711		4,005,711
SCCOE - DISCOVERY 1	-	52,038	-	-	-	4,464	56,503		56,503
CAMBRIAN	-	1,299,190	458,605	157,641	(855,871)	86	1,059,652		1,059,652
CAMPBELL ELEM	76,753	2,179,611	143,682	181,050	(408,577)	-	2,095,766		2,095,766
CAMPBELL HIGH	-	3,834,537	1,364,455	285,512	(392,940)	58,370	5,149,943		5,149,943
LOMA PIETA	-	-	-	7,560	6,203	477	14,240		14,240
LOS SARATOGA	-	307,860	200,572	60,008	(45,548)	26,942	550,434		550,434
LOS GATOS ELEM	-	369,853	82,449	16,894	38,087	30,391	537,684		537,684
LUTH BURLBANK	-	104,078	34,244	-	6,456	8,343	153,120		153,120
MORELAND	-	827,982	196,347	200,635	59,243	13,029	1,297,235		1,297,235
SARATOGA	52,946	90,038	-	18,499	22,353	-	130,889		130,889
UNION	282,390	1,093,815	290,963	241,800	74,705	-	1,701,283		1,701,283
LAKESIDE	-	49,935	-	13,259	897	3,992	68,096		68,096
SELPA III	-	10,208,941	2,771,316	1,183,467	(1,494,973)	146,093	12,814,845		12,814,845
SCCOE - DISCOVERY 2	-	-	-	-	-	-	-		-
SAN JOSE UNIF	188,584	9,788,408	1,817,539	281,129	324,171	-	12,211,247		12,211,247
SELPA IV	188,584	9,788,408	1,817,539	281,129	324,171	-	12,211,247		12,211,247
ALUM ROCK	-	5,068,362	555,035	4,089	-	172,413	5,799,899		5,799,899
BERRIENSSA	-	2,898,555	450,064	72,042	-	36,553	3,457,214		3,457,214
EAST SIDE	-	13,309,228	3,936,966	172,008	-	643,348	18,251,550		18,251,550
EVERGREEN	-	6,532,914	537,675	50,405	-	133,544	7,224,538		7,224,538
FRANKLINLEY	-	2,232,195	592,213	41,719	-	50,061	2,736,188		2,736,188
MILPITAS	-	1,387,473	388,697	131,065	-	3,067	1,870,282		1,870,282
MT PLEASANT	54,897	1,274,605	3,558	63,751	-	1,341,913	5,449,419		5,449,419
OAK GROVE	87,406	4,677,395	445,973	227,092	-	98,959	5,449,419		5,449,419
ORCHARD	-	610,523	78,272	48,693	-	737,488	3,156,902		3,156,902
GLROY	-	2,207,754	1,098,139	84,425	-	211,151	4,433,252		4,433,252
MORGAN HILL	-	3,096,206	1,098,139	27,756	-	1,479,730	54,508,647		54,508,647
SE SELPA	142,343	43,335,212	8,620,662	1,073,044	-	-	54,508,647		54,508,647
SANTA CLARA	26,788	2,523,991	1,136,173	40,986	-	-	3,823,621		3,823,621
SELPA VII	26,788	2,523,991	1,136,173	40,986	-	-	3,823,621		3,823,621
OUT OF COUNTY (SQUEL ELEM/ FREMONT UNIFIED)	-	-	-	-	-	-	-		-
TOTAL OUT OF COUNTY	-	-	-	-	-	-	-		-
GRAND TOTAL	769,844	68,693,697	15,321,929	2,880,471	(627,895)	3,923,08	88,164,690		88,164,690
							33,548,313		

TYPE OF CLASS	RATE PER PUPIL
BASIC	45,019
AUTISM	52,039
EMOTIONAL DISTURBANCE (ED)	57,246
LOW INCIDENCE (OI)	48,939
LOW INCIDENCE (DI-OH)	63,806
SNF	45,313
MED FRAGILE	60,968
1:1 SPHC (HEALTH) AIDES	11,269
1:1 A DES	9,784

*Current year February enrollment is used for the purposes of budget development.

4/3/2019

DISTRICT NAME	BASIC												BASIC		FACILITIES				
	OCT	NOV	DEC	JAN	FEB	MAR	APR	AVERAGE	AVE	EMOTIONAL DISTURBANCE				ED AVERAGE	FACILITIES DEC&APR AVE				
	Act	Act	Act	Act	Act	Est	Est			OCT	NOV	DEC	JAN			FEB	MAR	APR	Est
Los Altos				-	-			-	-										
Palo Alto				-	-			-	-										
MV-Los Altos					1			1.00	1.00										
MM/Whisman				-	-			-	-										
SELPA I	*	*	*	*	1	*	*	1.00	1.00										
Fremont					15			15.00	15.00										
Sunnyvale					4			4.00	4.00										
Cupertino					11			11.00	11.00										
SELPA II	*	*	*	*	30	*	*	30.00	30.00										
SCCOE - Discovery Charter 1																			
Cambrian					-			-	-										
Campbell Elem					10			10.00	10.00										
Campbell High					15			15.00	15.00										
Loma Prieta					50			50.00	50.00										
LG-Saratoga					-			-	-										
Los Gatos Elem					2			2.00	2.00										
Luth Burbank					3			3.00	3.00										
Moreland					7			7.00	7.00										
Saratoga					2			2.00	2.00										
Union Lakeside					12			12.00	12.00										
SELPA III	*	*	*	*	101	*	*	101.00	101.00										
San Jose Unif					89			89.00	89.00										
SELPA IV	-	-	-	-	89	*	*	89.00	89.00										
Alum Rock					35			35.00	35.00										
Berryessa					16			16.00	16.00										
East Side					146			146.00	146.00										
Evergreen					36			36.00	36.00										
Fr-McKinley					14			14.00	14.00										
Milpitas					11			11.00	11.00										
MT Pleasant					3			3.00	3.00										
Oak Grove					43			43.00	43.00										
Orchard					4			4.00	4.00										
Gilroy					37			37.00	37.00										
Morgan Hill					41			41.00	41.00										
SE SELPA	*	*	*	*	386	*	*	386.00	386.00										
Santa Clara					27			27.00	27.00										
SELPA VII	*	*	*	*	27	*	*	27.00	27.00										
Out of County, SCCOE SPED need to bill separately																			
TOTAL Out-of-County/COE	*	*	*	*	634	*	*	634.00	634.00										
GRAND TOTAL	*	*	*	*	634	*	*	634.00	634.00										

DISTRICT NAME	BASIC												BASIC		FACILITIES				
	OCT	NOV	DEC	JAN	FEB	MAR	APR	AVERAGE	AVE	EMOTIONAL DISTURBANCE				ED AVERAGE	FACILITIES DEC&APR AVE				
	Act	Act	Act	Act	Act	Est	Est			OCT	NOV	DEC	JAN			FEB	MAR	APR	Est
Los Altos				-	-			-	-										
Palo Alto				-	-			-	-										
MV-Los Altos					1			1.00	1.00										
MM/Whisman				-	-			-	-										
SELPA I	*	*	*	*	1	*	*	1.00	1.00										
Fremont					15			15.00	15.00										
Sunnyvale					4			4.00	4.00										
Cupertino					11			11.00	11.00										
SELPA II	*	*	*	*	30	*	*	30.00	30.00										
SCCOE - Discovery Charter 1																			
Cambrian					-			-	-										
Campbell Elem					10			10.00	10.00										
Campbell High					15			15.00	15.00										
Loma Prieta					50			50.00	50.00										
LG-Saratoga					-			-	-										
Los Gatos Elem					2			2.00	2.00										
Luth Burbank					3			3.00	3.00										
Moreland					7			7.00	7.00										
Saratoga					2			2.00	2.00										
Union Lakeside					12			12.00	12.00										
SELPA III	*	*	*	*	101	*	*	101.00	101.00										
San Jose Unif					89			89.00	89.00										
SELPA IV	-	-	-	-	89	*	*	89.00	89.00										
Alum Rock					35			35.00	35.00										
Berryessa					16			16.00	16.00										
East Side					146			146.00	146.00										
Evergreen					36			36.00	36.00										
Fr-McKinley					14			14.00	14.00										
Milpitas					11			11.00	11.00										
MT Pleasant					3			3.00	3.00										
Oak Grove					43			43.00	43.00										
Orchard					4			4.00	4.00										
Gilroy					37			37.00	37.00										
Morgan Hill					41			41.00	41.00										
SE SELPA	*	*	*	*	386	*	*	386.00	386.00										
Santa Clara					27			27.00	27.00										
SELPA VII	*	*	*	*	27	*	*	27.00	27.00										
Out of County, SCCOE SPED need to bill separately																			
TOTAL Out-of-County/COE	*	*	*	*	634	*	*	634.00	634.00										
GRAND TOTAL	*	*	*	*	634	*	*	634.00	634.00										

4/13/2019

76

BLOCK ENROLLMENT

4/3/2019

DISTRICT NAME	MF												TOTAL AVERAGE		TOTAL FACILITIES	
	OCT	NOV	DEC	JAN	FEB	MAR	APR	TOTAL				MF	AVERAGE		ENROLLMENT	DEC&APR AVE
	Act	Act	Act	Act	Act	Act	Est	Act	Est	Act	Est	Act	Est	Est		
Los Altos																
Palo Alto																
MV-Los Altos					1			1		1		1.00			4.00	4.00
MV/Whisman															1.00	1.00
SELPA I					1			1		1		1.00			5.00	5.00
Fremont					2			2		2		2.00			21.00	21.00
Sunnyvale					3			3		3		3.00			9.00	9.00
Cupertino					1			1		1		1.00			20.00	20.00
SELPA II					6			6		6		6.00			50.00	50.00
SCCOE - Discovery Charter 1																
Cambrian															1.00	1.00
Campbell Elem					1			1		1		1.00			27.00	27.00
Campbell High					9			9		9		9.00			43.00	43.00
Loma Prieta															79.00	79.00
LG-Saratoga																
Los Gatos Elem															6.00	6.00
Luth Burbank															7.00	7.00
Moreland					2			2		2		2.00			2.00	2.00
Saratoga															16.00	16.00
Union															2.00	2.00
Lakeside															22.00	22.00
SELPA III					12			12		12		12.00			206.00	206.00
San Jose Unif					13			13		13		13.00			194.00	194.00
SELPA IV					13			13		13		13.00			194.00	194.00
Alum Rock					1			1		1		1.00			99.00	99.00
Berrysessa					3			3		3		3.00			56.00	56.00
East Side					24			24		24		24.00			267.00	267.00
Evergreen					6			6		6		6.00			128.00	128.00
Fr-McKinley					5			5		5		5.00			43.00	43.00
Milpitas					3			3		3		3.00			27.00	27.00
Mt Pleasant					1			1		1		1.00			24.00	24.00
Oak Grove					2			2		2		2.00			93.00	93.00
Orchard					1			1		1		1.00			12.00	12.00
Gilroy															46.00	46.00
Morgan Hill															64.00	64.00
SE SELPA					46			46		46		46.00			859.00	859.00
Santa Clara					7			7		7		7.00			50.00	50.00
SELPA VII					7			7		7		7.00			50.00	50.00
Out of County, SCCOE SPED need to bill separately															1.00	1.00
TOTAL Out-of-County/COE															1,365.00	1,365.00
GRAND TOTAL																

ASD
SDC
&
RSP

Currently these costs are shared by all SELPAs on a percentage basis. Each SELPA's share comes "off the top" of the SELPA's transfer of the "Excess" (COE Sp.Ed. Property) Tax.

Beginning in 2002/2003, a SELPA can decide whether to share these costs within the SELPA, or have each district charged by usage of services. Note that these charges will, in part, be offset by savings returned to districts on the current "off-the-top" charges.

Total cost of Blocks will be offset by the amount of the Juv. Court Grant (\$116,625).

Time	Time	Time
42.17	times	12,333.86
		520,119

52.01 3/2014 for comparison

52.01 3/2014 for comparison

1:1 Aide Calculation

Scenario 5a

Block	Hrs/Day												Total Hours	Ave Hours/Year	Total 1:1 Aide Cost
Programs	July 2018	August 2018	September 2018	October 2018	November 2018	December 2018	January 2019	February 2019	March 2019	April 2019	May 2019	June 2019			
	Act		Act	Act	Act	Act	Act	Act	Est	Est	Est	Est		# of Months	1:1 Aide Rate/Hr/Yr
Los Altos						-	-	-	-	-	-	-	-	11.00	\$ 9,784.00
Palo Alto						-	-	-	-	-	-	-	-	-	-
MV-Los Altos	5.50		5.50	5.50	5.50	5.50	5.50	5.50	5.50	5.50	5.50	5.50	60.50	5.50	53,812.00
MV/Whisman						-	-	-	-	-	-	-	-	-	-
Total - SELPA I	5.50	-	5.50	5.50	5.50	5.50	5.50	5.50	5.50	5.50	5.50	5.50	60.50	5.50	53,812.00
Fremont	44.50		44.50	50.00	39.00	33.50	33.50	27.50	27.50	27.50	27.50	27.50	382.50	34.77	340,216.36
Sunnyvale	11.50		16.50	16.50	16.50	16.50	11.00	11.00	11.00	11.00	11.00	11.00	143.50	13.05	127,636.73
Cupertino	19.25		23.00	23.00	17.50	23.00	23.00	35.00	35.00	35.00	35.00	35.00	303.75	27.61	270,171.82
Total - SELPA II	75.25	-	84.00	89.50	73.00	73.00	67.50	73.50	73.50	73.50	73.50	73.50	829.75	75.43	738,024.91
Cambrian	13.50		19.00	11.00	13.00	11.00	11.00	11.00	11.00	11.00	11.00	11.00	133.50	12.14	118,742.18
Campbell Elem	-		-	-	-	5.50	22.00	5.50	5.50	5.50	5.50	5.50	55.00	5.00	48,920.00
Campbell High	70.75		77.00	84.00	106.00	114.50	114.50	116.00	116.00	116.00	116.00	116.00	1,146.75	104.25	1,019,982.00
Loma Prieta						-	-	-	-	-	-	-	-	-	-
LG-Saratoga	16.50		16.50	16.50	22.00	22.00	22.00	22.00	22.00	22.00	22.00	22.00	225.50	20.50	200,572.00
Los Gatos Elem			5.50	12.00	6.50	6.50	-	-	-	-	-	-	30.50	2.77	27,128.36
*Luth Burbank						5.50	5.50	5.50	5.50	5.50	5.50	5.50	38.50	3.50	34,244.00
Moreland	22.75		16.50	16.50	16.50	22.00	16.50	22.00	22.00	22.00	22.00	22.00	220.75	20.07	196,347.09
Saratoga						-	-	-	-	-	-	-	-	-	-
Union	30.75		23.00	23.00	23.00	23.00	26.00	26.00	26.00	26.00	26.00	26.00	278.75	25.34	247,935.45
Lakeside						-	-	-	-	-	-	-	-	-	-
Total - SELPA III	154.25	-	157.50	163.00	187.00	210.00	217.50	208.00	208.00	208.00	208.00	208.00	2,129.25	193.57	1,893,871.09
*San Jose Unif	131.00		151.25	150.25	172.00	157.00	149.50	154.50	154.50	154.50	154.50	154.50	1,683.50	153.05	1,497,396.73
Total - SELPA IV	131.00	-	151.25	150.25	172.00	157.00	149.50	154.50	154.50	154.50	154.50	154.50	1,683.50	153.05	1,497,396.73
Alum Rock	55.75		43.75	43.75	43.25	49.25	52.25	52.00	52.00	52.00	52.00	52.00	548.00	49.82	487,421.09
Berryessa	27.50		38.50	44.00	49.50	49.50	49.50	49.50	49.50	49.50	49.50	49.50	506.00	46.00	450,064.00
East Side	251.25		300.75	332.75	353.25	353.75	350.25	367.75	367.75	367.75	367.75	367.75	3,780.75	343.70	3,362,805.27
Evergreen	78.00		56.25	56.25	60.00	54.50	54.50	49.00	49.00	49.00	49.00	49.00	604.50	54.95	537,675.27
Fr-McKinley	27.75		33.00	33.00	33.00	33.00	24.50	27.50	27.50	27.50	27.50	27.50	321.75	29.25	286,182.00
Milpitas	26.50		22.00	22.00	16.50	16.50	22.75	22.75	22.75	22.75	22.75	22.75	240.00	21.82	213,469.09
Mt Pleasant	4.00		-	-	-	-	-	-	-	-	-	-	4.00	0.36	3,557.82
Oak Grove	23.50		29.00	29.00	31.50	37.00	31.50	31.50	31.50	31.50	31.50	31.50	339.00	30.82	301,525.09
Orchard	5.50		5.50	5.50	5.50	5.50	5.50	11.00	11.00	11.00	11.00	11.00	88.00	8.00	78,272.00
Gilroy	58.00		77.50	72.00	77.50	72.25	72.25	72.25	72.25	72.25	72.25	72.25	790.75	71.89	703,336.18
Morgan Hill	100.75		116.25	116.25	100.00	103.75	104.75	106.25	106.25	106.25	106.25	106.25	1,173.00	106.64	1,043,330.18
Total - SE SELPA	# 658.50	-	722.50	754.50	770.00	775.00	767.75	789.50	789.50	789.50	789.50	789.50	8,395.75	763.25	7,467,638.00
Santa Clara	79.00		86.00	73.50	85.00	85.25	92.75	92.75	92.75	92.75	92.75	92.75	965.25	87.75	858,546.00
Total - SELPA VII	79.00	-	86.00	73.50	85.00	85.25	92.75	92.75	92.75	92.75	92.75	92.75	965.25	87.75	858,546.00
Totals	1,103.50	-	1,206.75	1,236.25	1,292.50	1,305.75	1,300.50	1,323.75	1,323.75	1,323.75	1,323.75	1,323.75	14,064.00	1,278.55	12,509,288.73
LCI Cost Share														# of Months	
Cambrian	8.00	-	8.00	-	7.50	-	-	-	-	-	-	-	23.50	2.14	20,902.18
Campbell High	-	-	-	-	-	-	-	-	-	-	-	-	-	-	-
Los Gatos Saratoga	5.50	-	5.50	5.50	5.50	5.50	5.50	5.50	5.50	5.50	5.50	5.50	60.50	5.50	53,812.00
Fremont	5.50	-	5.50	5.50	5.50	5.50	5.50	5.50	5.50	5.50	5.50	5.50	60.50	5.50	53,812.00
TOTAL															128,526.18

1:1 SPHC (Health Aide) Calculation

SPHC Health Aides

Scenario 5a

Block	Hrs/Day												Total Hours	Ave Hours/Year # of Months	Total 1:1 SPHC Rate/Hr/Yr
Programs	July 2018	August 2018	September 2018	October 2018	November 2018	December 2018	January 2019	February 2019	March 2019	April 2019	May 2019	June 2019			
	Act		Act	Act	Act	Act	Act	Act	Est	Est	Est	Est		11.00	\$ 11,269.00
Los Altos	-		-	-		-	-	-	-	-	-	-	-	-	-
Palo Alto	-		-	-		-	-	-	-	-	-	-	-	-	-
MV-Los Altos	-		-	-	6.00	6.00	6.00	6.00	6.00	6.00	6.00	6.00	48.00	4.36	49,173.82
MV/Whisman	-		-	-		-	-	-	-	-	-	-	-	-	-
Total - SELPA I	-	-	-	-	6.00	6.00	6.00	6.00	6.00	6.00	6.00	6.00	48.00	4.36	49,173.82
Fremont	6.00		6.00	6.00	6.00	6.00	6.00	6.00	6.00	6.00	6.00	6.00	66.00	6.00	67,614.00
Sunnyvale															
Cupertino	6.00		6.00	6.00	6.00	6.00	6.00	6.00	6.00	6.00	6.00	6.00	66.00	6.00	67,614.00
Total - SELPA II	12.00	-	12.00	12.00	12.00	12.00	12.00	12.00	12.00	12.00	12.00	12.00	132.00	12.00	135,228.00
Cambrian	22.75		18.00	38.50	28.75	36.25	36.25	30.25	30.25	30.25	30.25	30.25	331.75	30.16	339,862.80
Campbell Elem	12.00		-	6.50	13.00	13.00	13.00	7.00	7.00	7.00	7.00	7.00	92.50	8.41	94,762.05
Campbell High	34.25		29.50	29.00	30.00	30.50	30.50	30.50	30.50	30.50	30.50	30.50	336.25	30.57	344,472.84
Loma Prieta															
LG-Saratoga															
Los Gatos Elem	6.00		-	-	-	-	8.00	8.00	8.00	8.00	8.00	8.00	54.00	4.91	55,320.55
Luth Burbank															
Moreland	-		-		-	-	-	-	-	-	-	-			
Saratoga															
Union			-			6.00	6.00	6.00	6.00	6.00	6.00	6.00	42.00	3.82	43,027.09
Lakeside															
Total - SELPA III	75.00	-	47.50	74.00	71.75	85.75	93.75	81.75	81.75	81.75	81.75	81.75	856.50	77.86	877,445.32
San Jose Unif	21.00		27.00	29.00	21.00	21.00	14.75	35.75	35.75	35.75	35.75	35.75	312.50	28.41	320,142.05
Total - SELPA IV	21.00	-	27.00	29.00	21.00	21.00	14.75	35.75	35.75	35.75	35.75	35.75	312.50	28.41	320,142.05
Alum Rock	6.00		6.00	6.00	6.00	6.00	6.00	6.00	6.00	6.00	6.00	6.00	66.00	6.00	67,614.00
Berryessa	-		-	-	-	-	-	-	-	-	-	-			
East Side	46.00		46.25	45.75	45.75	50.25	60.50	61.00	61.00	61.00	61.00	61.00	599.50	54.50	614,160.50
Evergreen	-		-	-	-	-	-	-	-	-	-	-			
Fr-McKinley	7.50		7.00	7.00	7.00	7.00	5.50	12.50	12.50	12.50	12.50	12.50	103.50	9.41	106,031.05
Milpitas	12.00		12.00	12.00	12.00	12.00	12.00	12.00	12.00	12.00	12.00	12.00	132.00	12.00	135,228.00
Mt Pleasant			-												
Oak Grove	7.00		7.00	13.00	13.00	13.00	13.00	15.00	15.00	15.00	15.00	15.00	141.00	12.82	144,448.09
Orchard															
Gilroy	6.00		6.00	6.00	6.00	6.00	-	-	-	-	-	-	30.00	2.73	30,733.64
Morgan Hill	6.00		6.00	6.00	-	-	5.50	6.00	6.00	6.00	6.00	6.00	53.50	4.86	54,808.32
Total - SE SELPA	90.50	-	90.25	95.75	89.75	94.25	102.50	112.50	112.50	112.50	112.50	112.50	1,125.50	102.32	1,153,023.59
Santa Clara	15.00		15.00	15.00	23.00	29.00	29.00	29.00	29.00	29.00	29.00	29.00	271.00	24.64	277,627.18
Total - SELPA VII	15.00	-	15.00	15.00	23.00	29.00	29.00	29.00	29.00	29.00	29.00	29.00	271.00	24.64	277,627.18
Totals	213.50	-	191.75	225.75	223.50	248.00	258.00	277.00	277.00	277.00	277.00	277.00	2,745.50	249.59	2,812,639.95
														# of Months	
LCI Cost Share														11.00	
Cambrian	12.00	-	18.00	32.00	24.00	24.00	24.00	18.00	18.00	18.00	18.00	18.00	224.00	20.36	229,477.82
Campbell ESD	6.00	-	-	-	7.00	13.00	13.00	7.00	7.00	7.00	7.00	7.00	74.00	6.73	75,809.64
Campbell HSD	7.00	-	7.00	7.00	7.00	7.00	7.00	7.00	7.00	7.00	7.00	7.00	77.00	7.00	78,883.00
TOTAL															384,170.45

					CCS	LCI - OI	SB 70	Scenario 5				
LCI					MTU	Transp.	NPS/LCI	Served in District Programs				
Attends COE						Wheelchair	Mental	Residence district at left				
Cost						to Districts	Health	Estimated Cost***				
#	#	#	Total					#	Subtotal	#	Subtotal	Total
Pupils	Pupils	Pupils	Cost					(Resident)	Cost	(Resident)	Cost	Dec/Apr
Oct 2017	Apr 2017	Ave						LCI Pupils	Dec 2017	LCI Pupils	April 2018	Ave.
Actual	Est							Dec 2017	Actual	April 2018	Actual	
Los Altos			-	-								-
Palo Alto			-	-	108,591							-
MV-Los Altos		1.00	57,246			-		1-ED, 1 OHI	52,455	-	-	26,228
Mt. View/Whisman			-	-								-
SELPA I	-	-	1.00	57,246	108,591	-						26,228
Fremont			1.00	98,831								-
Sunnyvale			-	-	54,295							-
Cupertino			-	-								-
SELPA II	-	-	1.00	98,831	54,295	-						-
Cambrian			14.00	899,851								-
Campbell Elem			9.00	500,187								-
Campbell High			9.00	486,702				1-SLD	18,003			9,002
Loma Prieta			-	-								-
LG-Saratoga			-	53,812				2 SLD	36,006	2-SLD	36,006	36,006
Los Gatos Elem			-	-				-	-	-	-	-
Luth Burbank			-	-								-
Moreland			-	-								-
Saratoga			-	-								-
Union			-	-								-
Lakeside			-	-								-
SELPA III	-	-	32.00	1,940,551	-		0					45,008
San Jose Unif			1.00	52,039				1-ED	34,452			17,226
SELPA IV	-	-	1.00	52,039			0					17,226
	1-Dec	1-Apr										
Alum Rock			-	-								-
Berryessa			1.00	-								-
East Side			24.00	-								-
Evergreen			1.00	-								-
Fr-McKinley			1.00	-								-
Milpitas			-	-								-
Mt Pleasant			-	-								-
Oak Grove			-	-								-
Orchard			-	-								-
SELPA V	-	-	27.00	-								-
Gilroy			4.00	-								-
Morgan Hill			4.00	-								-
SELPA VI	-	-	8.00	-								-
			35.00									
Santa Clara			1.00	57,246				-	-	1-SLD	18,003	9,002
SELPA VII	-	-	1.00	57,246			0					9,002
NW Totals	-	-	36.00	2,205,913	162,886	-	0	6		3		97,463

***For this estimate, attending District Programs (from Average Cost Inter-district Transfer Calculation):

\$28,888 for Severe Disabilities and \$14,047 for Non-severe Disabilities as recommended by the SELPA Fiscal Subcommittee

TOTAL LCI COSTS 2,466,262

Updated as of 7/2/18

In fm Excess Out of Home 627,895

Severe Calc 2017-18

22,297.00	Ave SDC 8 less LCFF and AB602
5,498.00	Additional Classroom Aide
2,997.00	Sp/Lang Elem
3,660.00	OT
34,452.00	Severe Disabilities (E.D., Autistic, OI, TBI, ID)

Non-severe Calc 2017-18

12,505	Ave SDC 12 less LCFF and AB602
5,498	Additional Classroom Aide
18,003	Non-Severe Disabilities (SLD, OHI)

TOTAL LCI COSTS AFTER OHC OFFSET 1,838,366

** Per Budget Allocation Plan, the cost of LCI students receiving services in SDC programs and in SCCOE programs and are residing in NW SELPAs will be shared by all districts based on percentage of total K-12 ADA. Cost sharing credits to districts for serving LCI residents in district SDC programs is aligned to Inter-district transfer agreements (severe/non-severe). Districts charged for sending LCI students to SCCOE programs will be credited the amount charged.

Estimated share of cost of serving LCI pupils (by K-12 ADA)

			2018-19 P-1 K-12	Cost of Serving LCI pupils at COE	Cost of Serving LCI pupils at districts	SB 70	Total cost of serving LCI pupils
			ADA			CCS MTU	
						Cost Share and Trans	
Updated ADA -1/22/19							
		COE (incl					
SELPA I	915.50	Charter)	25,876.86	283,053	17,482	29,217	329,753
Los Altos	4,152.52	16.64%		47,088	2,908	4,861	54,857
Palo Alto	11,615.24	46.53%		131,713	8,135	13,596	153,443
MV-Los Altos	4,233.52	16.96%		48,007	2,965	4,955	55,927
MV/Whisman	4,960.08	19.87%		56,246	3,474	5,806	65,525
Districts Only Total	24,961.36	100.00%		283,053	17,482	29,217	329,753
SELPA II	17.88	COE	34,204.60	374,146	23,108	38,620	435,874
Fremont	10,732.06	31.39%		117,454	7,254	12,124	136,832
Sunnyvale	6,471.97	18.93%		70,830	4,375	7,311	82,516
		0.00%		0	0	0	0
Cupertino	16,982.69	49.68%		185,862	11,479	19,185	216,526
Districts Only Total	34,186.72	100.00%		374,146	23,108	38,620	435,874
		COE (incl					
SELPA III	568.30	Charter)	38,497.99	421,109	26,009	43,468	490,586
Cambrian	3,400.33	8.96%		37,752	2,332	3,897	43,980
Campbell Elem	7,082.84	18.67%		78,636	4,857	8,117	91,610
Campbell High	7,945.90	20.95%		88,218	5,449	9,106	102,773
Loma Prieta	479.58	1.26%		5,324	329	550	6,203
LG-Saratoga	3,422.72	9.02%		38,000	2,347	3,922	44,270
Los Gatos Elem	2,945.44	7.77%		32,701	2,020	3,375	38,097
Luth Burbank	499.16	1.32%		5,542	342	572	6,456
Moreland	4,580.35	12.08%		50,853	3,141	5,249	59,243
Saratoga	1,728.23	4.56%		19,187	1,185	1,981	22,353
Union	5,775.80	15.23%		64,125	3,961	6,619	74,705
Lakeside	69.34	0.18%		770	48	79	897
Districts Only Total	37,929.69	100.00%		421,109	26,009	43,468	490,586
		COE (incl					
SELPA IV	1,279.53	Charter)	30,874.31	337,718	20,858	34,860	393,436
San Jose Unif	29,594.78	100%		337,718	20,858	34,860	393,436
Districts Only Total	29,594.78						
SELPA VII	5.11	COE	14,809.34	161,992	10,005	16,721	188,718
Santa Clara	14,804.23	100%		161,992	10,005	16,721	188,718
Districts Only Total	14,804.23						
Districts Only Grand	141,476.78		144,263.10	1,578,018	97,463	162,886	1,838,366
Rate Per ADA by SELPA				10.94	0.68	1.13	12.74

Calculate per ADA by SELPA because COE ASD ADA complicates the calculation. It should be included, but can only be included at the SELPA level. Within the SELPA the amount is charged to districts at the percentage of district ADA to total ADA of districts within SELPA.

SANTA CLARA COUNTY SELPAs

SCCOE SPECIAL EDUCATION HOUSING POLICY

This policy covers housing for programs operated by the SCCOE Special Education Department on district operated sites. The policy shall apply to programs operated by SCCOE for three (3) to twenty-two (22) year old students and does not pertain to Regional Programs operated by districts. The policy shall remain in effect unless modified and approved by all SELPA Executive Councils in Santa Clara County.

I. INTRODUCTION

The districts of the Santa Clara County SELPAs are committed to the provision of special education services to all students with disabilities in the least restrictive environment as required by State and Federal law. It is the districts' obligation to assure that when it is not possible for students with disabilities to be educated in their home schools, they receive the services specified in their IEPs in classrooms located as close to their homes as possible. This goal is intended to fulfill the SELPA's purpose that the students and staff be included to the greatest extent possible as a part of the school community. To fulfill this commitment, the districts shall provide classroom space for all special education students in Santa Clara County.

Each school district accepts the ultimate responsibility for providing classroom facilities, or the financial resources to provide classroom facilities, for the special education students residing within its boundaries. A district may join with other districts in its area to provide classroom space or the financial support to house their students. The classroom needs of all students, both general and special education must be considered in all decisions regarding the allocation of classroom space. There may be times when a school district offers classroom space, which is not utilized by SCCOE (see page 2, item #7).

Maximum effort will be made to avoid the over representation of special education classes on an individual school site. In addition, classrooms should be located to promote natural opportunities for students with disabilities to participate with chronologically age-appropriate, general education students in academic, non-academic and extra-curricular activities to the maximum extent appropriate for the needs of both the special and general education students.

II. POLICIES AND PROCEDURES

The Santa Clara County SELPAs will be responsible for the implementation and monitoring of this policy. The SCCOE Special Education Department will assume responsibility for determination of classrooms owed and provided by each district, and will collaborate with the SELPA offices in the calculation and collection of housing fees and disbursement of housing compensation.

III. PROVISION OF CLASSROOM SPACE BY DISTRICTS

A. Calculation of Projected Classroom Space Needed by Districts

Classroom space needed for those programs specified in this policy will be calculated using the following procedure:

1. The SCCOE Special Education Department's May 1st enrollment projections for the following year will serve as the basis for estimating the classroom space owed by each district in the subsequent school year.
2. Actual determination of housing obligations will be based on current year December-April average enrollment in SCCOE Special Education programs.
3. The number of pupils constituting one classroom for the purpose of the Housing Policy will be recommended each year by the Facilities Rate Setting Committee and approved in the SELPA Budget Allocation Plans along with Rate per class and percentage credit for land-only.
4. When the Santa Clara County Office of Education owns or leases a portable classroom located on district operated site, that classroom will generate partial credit toward the calculation of the district's housing obligation.
5. Each district will have two options for fulfilling its housing obligation.
 - The provision of classroom space. This is the preferable option.
 - In the event that a district does not provide the obligated classroom space, it will be charged a housing fee.
 - A SELPA may exercise the option of "pooling" member district obligations and/or compensation for space.
6. When a district exceeds its housing obligation by providing additional classroom space, the district will be paid the approved housing compensation rate.
7. Classroom space offered by the district must not only meet the standards specified in this policy, but must also be appropriate to the needs of the program operator.

Criteria for appropriateness include the following:

- the classroom offered provides for interaction with nondisabled peers
- usage of the classroom offered does not result in unusual additional costs to the SCCOE Special Education program
- usage of the classroom minimizes transportation time and cost
- there should be a sufficient population projections to sustain the classroom for at least three years
- there shall be minimal disruption or displacement for students in existing programs.

B. Contracts for Provision of Classroom Space

1. By February 28 of each year, districts will notify the SCCOE-Special Education Department of their intention to reclaim classroom space.
2. Negotiations between the SCCOE Special Education Department and districts for new contracts or other arrangements to provide classroom space shall be completed by May 30th of each year.
3. Contracts for classroom space shall be for a specific classroom site and it is recommended that it be for a minimum of three (3) years. The use of classrooms for Extended School Year programs is included in the contracts. The relocation of classrooms for Extended School Year programs shall be negotiated between the district and SCCOE Special Education Department by April 15.
4. Termination of contracts prior to their expiration date shall be by mutual consent of the district and SCCOE Special Education Department.

C. Standard for Classrooms

Classrooms provided by district, as a means of fulfilling their housing obligations shall meet the following standards, as appropriate:

1. One classroom (approximately 960 square feet) will be provided in accordance with established State and Federal standards (i.e., applicable Americans with Disabilities Act accessibility standards, Health and Safety Codes, fire alarm requirements, and Field Act standards, or a waiver of Field Act standards.
2. Running hot water will be provided in all classrooms where the availability of water within the classroom is necessary to meet the health and safety needs of the students, as determined by the SCCOE Special Education Department. Example: An accommodation for hot water could be an instant hot water heater.
3. Heat and Air Conditioning will be provided in all classrooms where the availability of heat and air conditioning within the classroom is necessary to meet the health and safety needs of the students, as determined by the SCCOE Special Education Department.
4. In-class toilet facilities will be provided as appropriate for the age and the needs of the students and as determined by the SCCOE Special Education Department with the approval of the district.

Students will have access to toileting facilities on campus available to all other students.

It is the intent of this policy to respect the privacy rights of special education students, which accord them with basic human dignity.

The toilet and/or changing area shall be large enough to accommodate personal hygiene activities.

5. Any site modifications, if needed, will be negotiated between the SCCOE Special Education Department and the district prior to modifications taking place.
6. The site will provide internet access in each classroom. SCCOE Special Education classrooms need comparable Internet access, as do the host site classrooms. SCCOE will be provided with one static IP

address and one live Ethernet jack in each Special Education classroom to set up VPN technology in each classroom.

D. Custodial Services

Custodial service, including daily classroom cleaning for all classrooms, including portables, whether district or SCCOE owned, shall be the responsibility of the district. Occasionally, there may be situation when the district is not able to provide custodial services and COE is required to provide it. Districts that don't provide Custodial and Utilities will pay actual cost to COE for providing them.

The SCCOE Special Education Department will provide information regarding recommended daily classroom cleaning as identified in the State publication, "State Guidelines and Procedures for Meeting the Specialized Physical Health Care Needs of Pupils.", and designated by level of need of classroom. (see attached).

E. Maintenance

Maintenance service shall be the responsibility of the owner of the facility. This includes regularly scheduled and preventative classroom maintenance such as filter replacements, carpet cleaning, floor polishing, light bulb replacements, etc.

F. Repairs

Classroom repair due to normal wear for such items as plumbing, windows, locks, roofs, ,cooling and heating systems, etc. shall be the responsibility of the owner of the facility.

Repairs of the facility for any damage caused by the program staff and/or students and repairs of the personal property owned by the program shall be the responsibility of the SCCOE Special Education Department.

G. Relocation of Classrooms

In the event a district has to relocate a SCCOE Special Education Department classroom due to planned renovations, fire, natural disaster, vandalism or other emergency situations when the classroom is unsuitable for housing students, the district remains responsible for providing adequate temporary housing until repairs can be completed. The district will make every effort to house the students on the same school site.

With respect to moving costs for COE classrooms, the following will apply:

- Fire or natural disaster: Insurance will be billed. If no insurance, cost will be borne centrally.
- Renovation by district: Cost will be borne centrally.
- COE moves class during ESY for safety: Cost will be borne centrally.
- District decision to consolidate classrooms for summer: Cost will be borne by district or district will move class.

IV. PROVISION OF NEW CLASSROOMS BY THE DISTRICT OR SCCOE SPECIAL EDUCATION DEPARTMENT ON DISTRICT PROPERTY

- A. New Construction by COE on District Property Requiring 40 Year Lease. The housing policy section concerning new construction (40 year leases): shall be reviewed every two years beginning with the 2007-08 school year.

Option 1

COE provides the custodial and utilities. District receives 45% credit times current agreed upon facilities housing rate times the number of actual classrooms provided.

Option 2

COE provides utilities and district provides custodial. District receives 71% credit times current agreed upon facilities housing rate times the number of actual classrooms provided.

- B. When constructing new classrooms or acquiring a new portable, not requiring a 40 year lease, the SCCOE Special Education Department and the district will meet to negotiate any one-time cost.

For example:

- Site preparation
- Water and sewer hook-up
- Architectural and other fees

Classrooms provided by new construction shall meet all of the requirements specified in Section IIIC, Standards for Classrooms.

V. RESPONSIBILITY FOR PORTABLE CLASSROOMS PLACED BY THE SCCOE SPECIAL EDUCATION DEPARTMENT ON DISTRICT PROPERTY

When the SCCOE Special Education Department brings a portable onto district property, the following shall apply:

1. SCCOE Special Education Department shall be responsible for all requirements specified in Section IIIC (Standards for Classrooms).
2. Custodial service, including daily classroom cleaning for all classrooms, shall be the responsibility of the district or negotiated between the district and SCCOE Special Education Department. The SCCOE Special Education Department will provide information regarding daily classroom cleaning as identified in the State publication, "State Guidelines and Procedures for Meeting the Specialized Physical Health Care Needs of Pupils."
3. Whenever possible, actual maintenance/repair shall be provided by the local school district. Cost for maintenance service, classroom repair due to normal wear and tear or any site improvements should be the responsibility of the SCCOE Special Education Department or negotiated between the SCCOE Special Education Department and the district.

VI. FINANCIAL ARRANGEMENTS

1. Districts are obligated to provide classroom space (or financial resources to provide classroom space) for the number of resident students enrolled in SCCOE Special Education Department operated programs. This obligation includes classroom space, utilities, custodial services and such maintenance and repair as specified in this document.
2. The SELPA facilities committee each year will recommend the value to be placed on classrooms provided, which are over or under a district's obligation. The value placed will be in consideration of the following factors: average cost of utilities, average cost of custodial services and routine maintenance/repair, average cost of a leased portable, and reasonable lease rate for classroom space on an open school campus. The value placed on classrooms, and the fraction thereof allowable for land (utilities and custodial/maintenance service) shall be pending approval of all SELPA Executive Councils in the county.
 - a) The Facilities Rate Setting Committee will meet prior to March of each year to recommend and finalize the rate/number of pupils per class and percentage of credit for land-only for the following year. The rate suggested at the December 2010 meeting will stay in effect for the 2011-2012 year.
 - b) The committee will be comprised of district special education program and fiscal representatives. The intention of the committee is to reach agreement using the following priorities:
 - Consensus of all present at the Facilities Rate Setting Meeting with a quorum consisting of representation from all SELPAs and a minimum of five fiscal and/or program administrators from Southeast and five fiscal and/or program administrators from Northwest SELPAs.
 - Dispute resolution (SELPA Directors, and an outside mediator)
 - c) The SELPA AU Directors and SCCOE Special Education staffs are not members of the committee that decides consensus.
3. Housing fees for the number of spaces that a district is short of its obligation will be added to the estimate of cost of COE programs for that district. Housing compensation for the number of spaces that a district provides, which are over its obligation, will be estimated, but not credited against, the district's cost of COE programs. This amount will be a Revenue Transfer for Housing Compensation at the end of each year.
4. SELPA Fiscal Advisors will assess the Excess or Deficit in revenue resulting from the Housing Policy at the end of each year looking only at the year to either refund any excess or collect from districts any deficit when the excess or deficit is greater than or equal to the current facilities rate for a COE classroom. In that case, the entire excess will be distributed or deficit charged back based on current pupil count used in facility cost calculations. This process began in 2008-2009 and will continue annually thereafter. Included in the assessment will be other contract costs related to Facility costs, moving expenses, set-up and remodel fees and indirect costs. Also included will be other lease revenue collected by SCCOE Special Education.

OVERSIGHT COMMITTEE

1. An Oversight Committee will be established that is composed of SELPA Directors and SCCOE Director of Special Education.
2. The Oversight Committee will be responsible for the following:
 - the SELPA Directors and COE Director will meet with district directors to review needs and availability of classroom space; and
 - the Oversight Committee will meet, if necessary, to review appropriateness of offers submitted by districts for use of classrooms.

Approved SELPA I	June 14, 2007
Approved SELPA II	June 15, 2007
Approved SELPA III	June 14, 2007
Approved SELPA IV	June 18, 2007
Approved SELPA VII	June 18, 2007
Approved SECSE	June 20, 2007

Approved SELPA I	May 19, 2011
Approved SELPA II	May 27, 2011
Approved SELPA III	May 19, 2011
Approved SELPA IV	May 18, 2011
Approved SELPA VII	May 19, 2011
Approved SECSE	May 18, 2011

Approved SELPA I	May 14, 2015
Approved SELPA II	May 15, 2015
Approved SELPA III	May 14, 2015
Approved SELPA IV	May 19, 2015
Approved SELPA VII	May 13, 2015
Approved SECSE	May 20, 2015

Approved SELPA I	May 19, 2016
Approved SELPA II	May 20, 2016
Approved SELPA III	May 19, 2016
Approved SELPA IV	May 18, 2016
Approved SELPA VII	May 18, 2016
Approved SECSE	May 18, 2016

SCCOE Classroom Custodial Requirements:

Level 1 – Daily Intensive:

Custodial Staff will follow “✱” section of *Guidelines & Procedures for Meeting the Specialized Physical Health Care Needs of Pupils*. (see attached)

Level 2 - Daily:

Clean Floors – Vacuum / mop
Empty Garbage
Clean sinks and toilets (if in classroom)

Steam clean carpets on regular school schedule

Level 3 – Routine:

Same level of custodial services as the regular education classes at that site.

SCCOE Minimum Classroom Requirements:

Blocks	Custodial	Plumbing, etc.
<ol style="list-style-type: none"> 1. Autism 2. Deaf/Hard of Hearing 3. Emotionally Disturbed 4. Basic – Ambulatory – No Medical Procedures <ul style="list-style-type: none"> • Pre-school/Primary • Upper Elementary • MS/HS/Post-Senior 	<ul style="list-style-type: none"> • Level 1 - Daily – Intensive • Level 2 - Daily • Level 3 - Routine 	<ul style="list-style-type: none"> • Water in classroom: Bathroom in classroom or dedicated bathroom* • Water in classroom • Water in classroom if available
<ol style="list-style-type: none"> 1. Basic – Non-Ambulatory – Medical Procedures 2. Orthopedically Impaired 3. Medically Fragile <ul style="list-style-type: none"> • Pre-school/Primary • Upper Elementary • MS/HS/Post-Senior 	<ul style="list-style-type: none"> • Level 1 - Daily – Intensive • Level 1 - Daily – Intensive • Level 1 - Daily – Intensive 	<ul style="list-style-type: none"> • Water in classroom: Bathroom in classroom or dedicated bathroom • Water in classroom: Bathroom in classroom or dedicated bathroom • Water in classroom: Bathroom in classroom or dedicated bathroom

- *Dedicated bathroom may not be needed for *Primary ED or D/HOH* depending on students' level of independence in toileting skills.
- *Water in classroom needs to be Hot and Cold

APPENDIX G

IDEA PART B FEDERAL GRANTS

1. Local Assistance (Resource 3310)
2. Private School Calculation (Resource 3311)
3. Federal Preschool (Resource 3315)
4. Preschool Staff Development (Resource 3345)
5. **Alternative Dispute Resolution Grant** (Resource 3395)
6. See Mental Health Section for Fed MH Grant (Resource 3327), Appendix H



IDEA, Part B, federal funds support the expense of educating identified students with disabilities.

Local Assistance Entitlements (PCA 13379/Resource Code 3310)

This grant is one portion of the federal subgrants to LEAs. The subgrants are based on a three-part formula: a base amount, a percentage of population, and a percentage of poverty. All Special Education Local Plan Areas (SELPA)s receive a base amount of \$323,428,031 statewide, divided by December 1999 pupil count. Of the funds in excess of the base amount, 85 percent are allocated on the basis of the relative number of children enrolled in public and private elementary and secondary schools within each SELPA's jurisdiction, and 15 percent on the basis of the relative number of children living in poverty using free and reduced price meal participation as the indicator of poverty. Adjustments to the base amount are required if a new SELPA is created, if one or more SELPAs are combined, or if SELPA geographical or administrative boundaries change. Districts must account for these funds as expenditures for pupils with an individualized education program (IEP) and for the provisions of the special education and related services required by students with disabilities in order to benefit from a public education.

This grant is allocated for students five through twenty-one years of age. Two other grants comprise of the total subgrants to LEAs: 1) State Institutions (13008) and 2) Preschool Local Entitlements (13682).

Federal Preschool Program (PCA 13430/Resource Code 3315)

The federal Preschool Instructional Programs provide funding for special education and services to children with disabilities ages three through five. This funding comes from IDEA, Part B, § 619.

Preschool Staff Development (PCA 13431/Resource Code 3345)

Preschool Staff Development funds provide for local staff development opportunities for those who work in infant and preschool programs. The funds are disseminated on a pro-rata basis based on the prior year December student count, ages three through five. The minimum grant per SELPA is \$1,000. The source of funds is the federal Preschool Grant (IDEA, Part B, § 619).

Alternate Dispute Resolution (PCA 13007/Resource Code 3395)

Alternate Dispute Resolution (ADR) grants are funded through the IDEA, Part B. The CDE finds that the ADR process is a desirable and effective practice that supports the positive interaction and collaboration among parents and educators and promotes in assisting parents and educational agencies in the implementation of the use of conflict resolution throughout the state.

The CDE awards these grants to regional consortia that include LEAs and county offices. Selected LEAs will train and implement an ADR process in responding to and resolving local complaints and concerns regarding the implementation of the IDEA, Part B and relevant state laws. (Budget Act, Item 6110-161-0890, Schedule 2, Provision 2)

2019-20 ESTIMATED FEDERAL LOCAL ASSISTANCE DISTRIBUTION

RESOURCE 3310, PCA 13379

GRANT AWARD PERIOD: JULY 01, 2019 THROUGH SEPTEMBER 30, 2021



SELPA ¹	DISTRICT	GRANT AWARD	DISTRIBUTE PRESCHOOL % BY (PRIOR YEAR) 12/1/18 PRE-K COUNT	DISTRIBUTE BALANCE BY (PRIOR YEAR) JUNE P-2 TOTAL K-12 ADA	PAYMENT FOR COE USAGE ²	NET GRANT AMOUNT DISTRIBUTION ("BEFORE" PRIVATE SCHOOL PROP SHARE) ³
			<u>8.28%</u>	<u>91.72%</u>		
I	SCCOE		\$ -	\$ -	\$ 11,564.00	\$ 11,564.00
I	SCCOE CHARTER - BULLIS		\$ -	\$ 160,472.00	\$ -	\$ 160,472.00
I	LOS ALTOS		\$ 89,194.00	\$ 742,369.00	\$ -	\$ 831,563.00
I	MV/WHISMAN		\$ 214,877.00	\$ 886,741.00	\$ (1,927.00)	\$ 1,099,691.00
I	MT VW/L ALTS		\$ -	\$ 760,046.00	\$ (9,637.00)	\$ 750,409.00
I	PALO ALTO		\$ 113,521.00	\$ 2,076,521.00	\$ -	\$ 2,190,042.00
	SUB-TOTAL SELPA I:	\$ 5,043,741.00	\$ 417,592.00	\$ 4,626,149.00	\$ -	\$ 5,043,741.00
	RATE PER ADA	\$ 194.91	-	-	-	-
			<u>9.01%</u>	<u>90.99%</u>		
II	SCCOE		\$ -	\$ -	\$ 92,623.00	\$ 92,623.00
II	CUPERTINO		\$ 260,001.00	\$ 2,659,721.00	\$ (42,285.00)	\$ 2,877,437.00
II	FREMONT		\$ -	\$ 1,683,588.00	\$ (34,230.00)	\$ 1,649,358.00
II	SUNNYVALE		\$ 270,721.00	\$ 1,013,599.00	\$ (16,108.00)	\$ 1,268,212.00
	SUB-TOTAL SELPA II:	\$ 5,887,630.00	\$ 530,722.00	\$ 5,356,908.00	\$ -	\$ 5,887,630.00
	RATE PER ADA	\$ 172.13	-	-	-	-
			<u>9.57%</u>	<u>90.43%</u>		
III	SCCOE		\$ -	\$ -	\$ 347,380.00	\$ 347,380.00
III	SCCOE CHARTER - DISCOVERY CHARTER		\$ -	\$ 96,203.00	\$ -	\$ 96,203.00
III	CAMBRIAN		\$ 123,510.00	\$ 600,996.00	\$ (43,215.00)	\$ 681,291.00
III	CAMPBLL ELM		\$ 240,995.00	\$ 1,251,866.00	\$ (64,822.00)	\$ 1,428,039.00
III	CAMPBLL HS		\$ -	\$ 1,408,651.00	\$ (136,293.00)	\$ 1,272,358.00
III	LAKE SIDE		\$ 9,037.00	\$ 12,256.00	\$ (1,662.00)	\$ 19,631.00
III	LOMA PRIETA		\$ 6,025.00	\$ 84,764.00	\$ -	\$ 90,789.00
III	LOS GATOS		\$ 27,112.00	\$ 520,596.00	\$ (11,635.00)	\$ 536,073.00
III	LG/SARATOGA		\$ -	\$ 604,953.00	\$ (16,621.00)	\$ 588,332.00
III	LTHR BURBNK		\$ 9,037.00	\$ 88,225.00	\$ (4,986.00)	\$ 92,276.00
III	MORELAND		\$ 129,535.00	\$ 809,560.00	\$ (28,256.00)	\$ 910,839.00
III	SARATOGA		\$ 15,062.00	\$ 305,458.00	\$ (3,324.00)	\$ 317,196.00
III	UNION		\$ 159,659.00	\$ 1,020,851.00	\$ (36,566.00)	\$ 1,143,944.00
	SUB-TOTAL SELPA III:	\$ 7,524,351.00	\$ 719,972.00	\$ 6,804,379.00	\$ -	\$ 7,524,351.00
	RATE PER ADA	\$ 195.45	-	-	-	-
SELPA IV Uses PY Dec Pupil Count						
IV	SCCOE				\$ 338,897.00	\$ 338,897.00
IV	SCCOE CHARTER - UNIV PREP			\$ 41,960.00	\$ -	\$ 41,960.00
IV	SCCOE CHARTER - DISCOVERY II			\$ 156,397.00	\$ -	\$ 156,397.00
IV	SJUSD			\$ 6,374,143.00	\$ (338,897.00)	\$ 6,035,245.00
	SUB-TOTAL SELPA IV:	\$ 6,572,499.00		\$ 6,572,500.00	\$ -	\$ 6,572,499.00
	RATE PER PUPIL COUNT	\$ 1,755.94				-
VII	COE			\$ -	\$ 69,237.00	\$ 69,237.00
VII	COE-CHARTER			\$ -	\$ -	\$ -
VII	SC UNIFIED			\$ 2,920,157.00	\$ (69,237.00)	\$ 2,850,920.00
	SUB-TOTAL SELPA VII:	\$ 2,920,157.00		\$ 2,920,157.00	\$ -	\$ 2,920,157.00
	RATE PER ADA	\$ 197.18				-
	TOTAL GRANT AMOUNT - NW SELPA	\$27,948,378.00				\$ 27,948,378.00
						-
	TOTAL GRANT AMOUNT - COE	FUND 820 (NW SELPA portion only)				\$ 859,701.00
	TOTAL GRANT AMOUNT - CHARTERS	FUND 882				\$ 455,032.00
	TOTAL GRANT AMOUNT - DISTRICTS	FUND 100				\$ 26,633,645.00
	TOTAL GRANT AMOUNT - NW SELPA					\$ 27,948,378.00

2019-20 **ESTIMATED** PRIVATE SCHOOL PROPORTIONATE SHARE CALCULATION

New in 2018-19!! The PSPS will be reported as a SELPAwide amount for ages 3-21. Age changed due to consolidation of Resource #3320 grant into Resource #3310.

CODE (PLAN TYPE) AGE GROUP DATE OF COUNT	CODE 70 3-21 YRS OLD 6/30/2018		CODE 20 (ISP) 3-21 YRS OLD 12/1/2017		TOTAL NUMBER OF PARENTALLY-PLACED IDEA ELIGIBLE SWD (CODE 70+20)		CODE 10 (IEP) 3-21 YRS OLD 12/1/2017		TOTAL ELIGIBLE PUPILS (CODE 70+20+10) E=C+D	2019-20 SPENDING RATIO F=C/E	*ESTIMATED* FEDERAL LOCAL ASSISTANCE GRANT AMOUNT (RESOURCE 3310) G	*ESTIMATED* AMOUNT FOR PRIVATE SCHOOL PROPORTIONATE SHARE (RESOURCE 3311) (Taken from Re 3310) H=F*G
	A	B	C=A+B	D	E=C+D	F=C/E	G	H=F*G				
LOS ALTOS ELEMEN	0	8	8	410	418	1.9139%	\$ 831,563.00	\$ 15,915.00				
PALO ALTO USD	7	7	14	1114	1128	1.2411%	\$ 2,190,042.00	\$ 27,181.00				
MV/JLA	0	5	5	491	496	1.0081%	\$ 750,409.00	\$ 7,565.00				
MV/WHISMAN	1	2	3	526	529	0.5671%	\$ 1,099,691.00	\$ 6,236.00				
COE - BULLIS	0	0	0	0	0	#DIV/0!	\$ 160,472.00	\$ -				
COE	0	0	0	59	59	0.00%	\$ 11,564.00	\$ -				
SELPA I							\$ 5,043,741.00	\$ 56,897.00				
FREMONT	1	1	2	1017	1019	0.1963%	\$ 1,649,358.00	\$ 3,237.00				
SUNNYVALE	0	5	5	732	737	0.6784%	\$ 1,268,212.00	\$ 8,604.00				
CUPERTINO	9	10	19	1305	1324	1.4350%	\$ 2,877,437.00	\$ 41,293.00				
COE - SPARK	0	0	0	0	0	#DIV/0!	\$ -	\$ -				
COE	0	0	0	0	0	#DIV/0!	\$ 92,623.00	\$ -				
SELPA II							\$ 5,887,630	\$ 53,134				
CAMBRIAN	1	2	3	443	446	0.6726%	\$ 681,291.00	\$ 4,583.00				
CAMPBELL ESD	4	3	7	780	787	0.8895%	\$ 1,428,039.00	\$ 12,702.00				
CAMPBELL HSD	0	1	1	851	852	0.1174%	\$ 1,272,358.00	\$ 1,493.00				
LAKESIDE	0	0	0	16	16	0.0000%	\$ 19,631.00	\$ -				
LOMA PRIETA	0	0	0	51	51	0.0000%	\$ 90,789.00	\$ -				
LOS GATOS	0	1	1	234	235	0.4255%	\$ 536,073.00	\$ 2,281.00				
LG-SARATOGA	0	0	0	357	357	0.0000%	\$ 588,332.00	\$ -				
LUTH.BURBANK	0	0	0	50	50	0.0000%	\$ 92,276.00	\$ -				
MORELAND	3	5	8	528	536	1.4925%	\$ 910,839.00	\$ 13,595.00				
SARATOGA	3	6	9	203	212	4.2453%	\$ 317,196.00	\$ 13,466.00				
UNION	2	5	7	624	631	1.1094%	\$ 1,143,944.00	\$ 12,690.00				
COE-DISCOVERY	0	0	0	0	0	#DIV/0!	\$ 96,203.00	\$ -				
COE	0	0	0	510	510	0.00%	\$ 347,380.00	\$ -				
SELPA III							\$ 7,524,351	\$ 60,810.00				
SAN JOSE USD	5	13	18	3526	3544	0.5079%	\$ 6,035,245.00	\$ 30,653.00				
COE-UNIV PREP	0	0	0	0	0	#DIV/0!	\$ 41,960.00	\$ -				
COE-DISCOVERY II	0	0	0	0	0	#DIV/0!	\$ 156,397.00	\$ -				
COE	0	0	0	411	411	0.00%	\$ 338,897.00	\$ -				
SELPA IV							\$ 6,572,499	\$ 30,653.00				
SANTA CLARA USD	9	0	9	2195	2204	0.4083%	\$ 2,850,920.00	\$ 11,642.00				
COE	0	0	0	50	50	0.00%	\$ 69,237.00	\$ -				
SELPA VII							\$ 2,920,157	\$ 11,642.00				

* CODE 10 – Student is attending public school and receiving special education services through an IEP.

* CODE 20 – Student is parentally placed at a private school, qualifies for special education services and is receiving special education services at the public school through an IEP.

* CODE 70 – Student is parentally placed at a private school, qualifies for special education services but NOT receiving services at the public school.

1. The proportionate share must be spent for the group of parentally placed children in private schools. This amount must be reported under Resource 3311.

2. The CDE is requiring the submission of a budget plan that provides estimated expenditures and an explanation of the intent to expend funds by September 30, 2020, in order to ensure the districts are fully expending federal funds within the grant award per

2019-20 ESTIMATED FEDERAL PRESCHOOL GRANT DISTRIBUTION

RESOURCE 3315, PCA 13430

GRANT AWARD PERIOD: JULY 01, 2019 THROUGH SEPTEMBER 30, 2021



DISTRICT	SELPA	GRANT AWARD	TOTAL PRESCHOOLERS (AGES 3-5) 12/01/2018 (PY) PUPIL COUNT DOS	PER PUPIL AMOUNT	NET GRANT AMOUNT DISTRIBUTION
COE	I		-	\$ 1,274.25	\$ -
COE-Bullis	I		-	\$ 1,274.25	\$ -
LOS ALTOS	I		22	\$ 1,274.25	\$ 28,034.00
MV/Whisman	I		53	\$ 1,274.25	\$ 67,535.00
PALO ALTO	I		28	\$ 1,274.25	\$ 35,679.00
TOTAL SELPA	I	\$ 131,248.00	103		\$ 131,248.00
					\$ -
COE	II		-	\$ 776.34	\$ -
SPARK	II		-	\$ 776.34	\$ -
CUPERTINO	II		97	\$ 776.34	\$ 75,305.00
SUNNYVALE	II		101	\$ 776.34	\$ 78,410.00
TOTAL SELPA	II	\$ 153,715.00	198		\$ 153,715.00
					\$ -
COE	III		68	\$ 755.28	\$ 51,358.00
COE - Discovery	III		-	\$ 755.28	\$ -
CAMBRIAN	III		41	\$ 755.28	\$ 30,966.00
CAMPBELL ELEM	III		80	\$ 755.28	\$ 60,422.00
LAKESIDE	III		3	\$ 755.28	\$ 2,266.00
LOMA PRIETA	III		2	\$ 755.28	\$ 1,511.00
LOS GATOS	III		9	\$ 755.28	\$ 6,798.00
LUTHER BURBANK	III		3	\$ 755.28	\$ 2,266.00
MORELAND	III		43	\$ 755.28	\$ 32,477.00
SARATOGA	III		5	\$ 755.28	\$ 3,776.00
UNION	III		53	\$ 755.28	\$ 40,030.00
TOTAL SELPA	III	\$ 231,870.00	307		\$ 231,870.00
					\$ -
COE	IV		23	\$ 559.53	\$ 12,869.00
COE-Univ Prep	IV		-	\$ 559.53	\$ -
SAN JOSE USD	IV		209	\$ 559.53	\$ 116,943.00
TOTAL SELPA	IV	\$ 129,812.00	232		\$ 129,812.00
					\$ -
COE	VII		-	\$ 533.08	\$ -
SANTA CLARA	VII		167	\$ 533.08	\$ 89,025.00
TOTAL SELPA	VII	\$ 89,025.00	167		\$ 89,025.00
					\$ -
TOTAL GRANT AMOUNT - NW SELPA		\$ 735,670.00	1,007		\$ 735,670.00
					\$ -
TOTAL GRANT AMOUNT - COE	FUND 820 (NW SELPA portion only)		91		\$ 64,227.00
TOTAL GRANT AMOUNT - CHARTERS	FUND 882		-		\$ -
TOTAL GRANT AMOUNT - DISTRICTS	FUND 100		916		\$ 671,443.00
TOTAL GRANT AMOUNT - NW SELPA			1,007		\$ 735,670.00

2019-20 ESTIMATED PRESCHOOL STAFF DEVELOPMENT GRANT DISTRIBUTION
RESOURCE 3345, PCA 13431
GRANT AWARD PERIOD: JULY 01, 2019 THROUGH SEPTEMBER 30, 2021



DISTRICT	SELPA	GRANT AWARD	PER PUPIL AMOUNT	TOTAL PRESCHOOLERS (AGES 3-5) 12/01/2017 (PY) PUPIL COUNT DOS	NET GRANT AMOUNT DISTRIBUTION
COE	I		\$9.71	-	\$ -
COE - BULLIS	I		\$9.71	-	\$ -
LOS ALTOS	I		\$9.71	22	\$ 214.00
MV/WHISMAN	I		\$9.71	53	\$ 515.00
MT VW/L ALTS	I		\$9.71	-	\$ -
PALO ALTO	I		\$9.71	28	\$ 271.00
TOTAL SELPA	I	\$ 1,000.00		103	\$ 1,000.00
					\$ -
COE	II		\$5.54	-	\$ -
CUPERTINO	II		\$5.54	97	\$ 536.00
FREMONT	II		\$5.54	-	\$ -
SUNNYVALE	II		\$5.54	101	\$ 561.00
TOTAL SELPA	II	\$ 1,097.00		198	\$ 1,097.00
					\$ -
COE	III		\$4.85	68	\$ 330.00
COE-DISCOVERY	III		\$4.85	-	\$ -
CAMBRIAN	III		\$4.85	41	\$ 199.00
CAMPBLL ELM	III		\$4.85	80	\$ 388.00
CAMPBLL HS	III		\$4.85	-	\$ -
LAKESIDE	III		\$4.85	3	\$ 15.00
LOMA PRIETA	III		\$4.85	2	\$ 10.00
LOS GATOS	III		\$4.85	9	\$ 44.00
LG/SARATOGA	III		\$4.85	-	\$ -
LTHR BURBNK	III		\$4.85	3	\$ 15.00
MORELAND	III		\$4.85	43	\$ 209.00
SARATOGA	III		\$4.85	5	\$ 24.00
UNION	III		\$4.85	53	\$ 255.00
TOTAL SELPA	III	\$ 1,489.00		307	\$ 1,489.00
					\$ -
COE	IV		\$5.06	23.00	\$ 116.00
COE-UNIV PREP	IV		\$5.06	-	\$ -
SJUSD	IV		\$5.06	209.00	\$ 1,059.00
TOTAL SELPA	IV	\$ 1,175.00		232	\$ 1,175.00
					\$ -
COE	VII		\$5.99	-	\$ -
SC UNIFIED	VII		\$5.99	167	\$ 1,000.00
TOTAL SELPA	VII	\$ 1,000.00		167	\$ 1,000.00
					\$ -
TOTAL GRANT AMOUNT - NW SELPA		\$ 5,761.00		1,007	\$ 5,761.00

TOTAL GRANT AMOUNT - COE	FUND 820			91	\$ 446.00
TOTAL GRANT AMOUNT - CHARTERS	FUND 882			-	\$ -
TOTAL GRANT AMOUNT - DISTRICTS	FUND 100			916	\$ 5,315.00
TOTAL GRANT AMOUNT - NW SELPA				1,007	\$ 5,761.00

Counts all 3 and 4 year olds by age, and 5 year olds coded as "preschoolers".

2019-20 *ESTIMATED* ALTERNATE DISPUTE RESOLUTION GRANT - Expansion Program
RESOURCE 3395, PCA 13007
GRANT AWARD PERIOD: JULY 01, 2019 THROUGH SEPTEMBER 30, 2021
Grant Award Received October 2019

SELPA	GRANT AWARD
SELPA 1	\$ 14,601.00
SELPA 2	\$ 14,601.00
SELPA 3	\$ 14,601.00
SELPA 4	\$ 14,601.00
SELPA 7	\$ 14,601.00

APPENDIX H

MENTAL HEALTH FUNDING

These grants are both distributed to SELPAs by CDE using P2 Total K-12 ADA. The Federal MH Grant is not expected to change after the initial Grant Letters were received. But changes to the SELPA State MH Award amounts will be expected when current P2 ADA is finalized.

1. Estimate of State Mental Health (Resource 6512)
2. Federal Mental Health Services Grant (Resource 3327)
3. Guidance on Use of Mental Health Funds
 - a) CDE letter (Sept. 13, 2011) Assembly Bill 114: Related Services under the IDEA
 - b) CDE letter (Jan. 5, 2012) on Use of AB 114 Mental Health Funds



Mental Health Average Daily Attendance (PCA 15197/Resource Code 3327)

The Mental Health Average Daily Attendance (ADA) grants are funded through Individuals with Disabilities Education Act (IDEA), Part B. Grant funds shall be available only for the purpose of providing educationally-related mental health services, including out-of-home residential services for emotionally disturbed students, required by an Individualized Education Plan (IEP) pursuant to the federal IDEA of 2004 (20 *USC* Sec. 1400 et seq.) and as described in Section 56363 of the *Education Code (EC)*. The grant awards allocated to each Special Education Local Plan Area (SELPA) are calculated on the basis of prior year P-2 ADA.

Special Education Mental Health Services (Resource Code 6512)

The purpose of these funds is to provide educationally related mental health services, including out-of-home residential services for emotionally disturbed student(s), required by an individualized education program pursuant to the federal Individuals with Disabilities Education Act and as described in Section 56363 of the California Education Code (EC).

2019-20 *ESTIMATED* FEDERAL MENTAL HEALTH GRANT DISTRIBUTION

RESOURCE 3327, PCA 15197

GRANT AWARD PERIOD: JULY 01, 2019 THROUGH SEPTEMBER 30, 2021

Grant Award Letter received as of 10/25/19

Last Update:

10/21/2019



	B		C		D	
	(PRIOR YEAR) 12/1/2018 ED PUPIL COUNT DOR		(PRIOR YEAR) JUNE P-2 TOTAL K-12 ADA (INC COE, EXC AED)		(PRIOR YEAR) JUNE P-2 TOTAL K-12 ADA HIGH SCHOOL DISTRICTS WEIGHTED AT 1.5 (INC COE, EXC AED)	
SELPA/DISTRICT		% OF SELPA		% OF SELPA		% OF SELPA
SCCOE						
SCCOE - BULLIS	0.00	0.00%	889.09	3.46%	889.09	2.99%
LOS ALTOS	17.00	12.06%	4,114.58	16.00%	4,114.58	13.83%
PALO ALTO USD	68.00	48.23%	11,557.04	44.93%	13,477.24	45.30%
MV-LA HSD	46.00	32.62%	4,219.53	16.41%	6,329.30	21.27%
MV-WHISMAN	10.00	7.09%	4,940.69	19.21%	4,940.69	16.61%
SELPA I	141.00	100.00%	25,720.93	100.00%	29,750.89	100.00%
*SELPA II - PROPOSED SET-ASIDE: As part of the cost sharing arrangement, SELPA II agreed to pass Federal Mental Health Funds through to Fremont UHSD and Fremont UHSD agreed to manage the Therapeutic Services Contract with an agreed upon NPA to support the TSDC programs.						
SCCOE	-					
SCCOE - SPARK CHARTER	-		0.00	0.00%	0.00	0.00%
FREMONT HSD	79.00	68.70%	10,658.79	31.31%	15,988.19	40.61%
SUNNYVALE	14.00	12.17%	6,411.64	18.83%	6,411.64	16.29%
CUPERTINO	22.00	19.13%	16,970.73	49.85%	16,970.73	43.11%
SELPA II	115.00	100.00%	34,041.16	100.00%	39,370.56	100.00%
	-					
**SELPA III - PROPOSED SET-ASIDE: (25%) to provide for one residential Level 14 placement of an elementary school student. If, at the end of the first fiscal year (June 2019), the money has not been spent, then the funds will be distributed evenly to Campbell Union HSD and to Los Gatos/Saratoga High School district per BAP.						
SCCOE						
SCCOE - DISCOVERY	2.00	0.8299%	541.93	1.42%	541.93	1.23%
CAMBRIAN	18.00	7.4689%	3,366.51	8.80%	3,366.51	7.67%
CAMPBELL ESD	15.00	6.2241%	7,014.94	18.34%	7,014.94	15.98%
CAMPBELL HSD	89.00	36.9295%	7,929.98	20.74%	11,894.97	27.09%
LAKESIDE	1.00	0.4149%	66.87	0.17%	66.87	0.15%
LOMA PRIETA	1.00	0.4149%	476.05	1.24%	476.05	1.08%
LOS GATOS	12.00	4.9793%	2,932.19	7.67%	2,932.19	6.68%
LG-SARATOGA HSD	43.00	17.8423%	3,393.98	8.87%	5,090.97	11.60%
LUTHER BURBANK	3.00	1.2448%	499.60	1.31%	499.60	1.14%
MORELAND	30.00	12.4481%	4,549.75	11.90%	4,549.75	10.36%
SARATOGA	10.00	4.1494%	1,721.93	4.50%	1,721.93	3.92%
UNION	17.00	7.0539%	5,748.33	15.03%	5,748.33	13.09%
SELPA III	241.00	100.0000%	38,242.06	100.00%	43,904.04	100.00%
SCCOE	-	0.00%				
SCCOE - DISCOVERY II	2.00	1.59%	556.06	1.81%	556.06	1.58%
SCCOE - UNIV. PREP	1.00	0.79%	666.63	2.17%	666.63	1.89%
SJUSD	123.00	97.62%	29,449.39	96.01%	34,029.58	96.53%
SELPA IV	126.00	100.00%	30,672.08	100.00%	35,252.27	100.00%
SCCOE		0.00%	-		-	0.00%
SCUSD	62.00	100.00%	14,684.46	100.00%	16,745.97	100.00%
SELPA VII	62.00	100.00%	14,684.46	100.00%	16,745.97	100.00%
TOTAL - NW SELPA	685.00		143,360.69		165,023.73	

GRANT AWARD	NET GRANT DISTRIBUTION	DISTRIBUTION METHOD
	\$ -	
	\$ 8,961.00	*Estimate* (PRIOR YEAR) JUNE P-2 TOTAL K-12 ADA HIGH SCHOOL DISTRICTS WEIGHTED AT 1.5 (INC COE, EXC AED)
	\$ 41,471.00	
	\$ 135,836.00	
	\$ 63,792.00	
	\$ 49,797.00	
\$ 299,857.00	\$ 299,857.00	
	\$ -	*Estimate* SELPA II - 100% DISTRIBUTION TO HIGH SCHOOL DISTRICT *
	\$ -	
	\$ 396,792.00	
	\$ -	
	\$ -	
\$ 396,792.00	\$ 396,792.00	
	\$ -	*Estimate* SELPA III - (PRIOR YEAR) JUNE P-2 ADA (Approved by SELPA 3 Exec Council on 10/17/19)
	\$ -	
	\$ 6,318.00	
	\$ 39,245.00	
	\$ 81,776.00	
	\$ 92,443.00	
	\$ 780.00	
	\$ 5,550.00	
	\$ 34,182.00	
	\$ 39,565.00	
	\$ 5,824.00	
	\$ 53,038.00	
	\$ 20,073.00	
	\$ 67,010.00	
\$ 445,804.00	\$ 445,804.00	
	\$ -	*Estimate* (PRIOR YEAR) 12/1/2018 ED PUPIL COUNT
	\$ 5,679.00	
	\$ 2,840.00	
	\$ 349,273.00	
\$ 357,792.00	\$ 357,792.00	
	\$ -	*Estimate* (PRIOR YEAR) 12/1/2018 ED PUPIL COUNT
	\$ 171,138.00	
\$ 171,138.00	\$ 171,138.00	
\$ 1,671,383.00	\$ 1,671,383.00	

TOTAL GRANT AMOUNT - COE	FUND 820 (NW SELPA share only)	\$ -
TOTAL GRANT AMOUNT - CHARTERS	FUND 882	\$ 17,480.00
TOTAL GRANT AMOUNT - DISTRICTS	FUND 100	\$ 1,340,107.00
TOTAL GRANT AMOUNT - NW SELPA		\$ 1,357,587.00

(313,796.00)

2019-20 *ESTIMATED* STATE MENTAL HEALTH ALLOCATION

RESOURCE 6512, PCA 24536

Updated 10/21/2019

SELPA/DISTRICT		B	C	D	DISTRIBUTION METHOD	
		(PRIOR YEAR) 12/1/2018 ED PUPIL COUNT	(PRIOR YEAR) JUNE P-2 TOTAL K-12 ADA P-2 TOTAL K-12 ADA (INC CODE, EDC AED)	(PRIOR YEAR) JUNE P-2 TOTAL K-12 ADA HIGH SCHOOL DISTRICTS WEIGHTED AT 1.5 (INC CODE, EDC AED)	GRANT AWARD	NET GRANT DISTRIBUTION
SELPA I		141.00	100.00%	29,750.89	\$ 1,676,420.00	\$ 1,676,420.00
SCCDE		2.00	0.0259%	541.93	\$	\$
SCCDE CHARTER - DISCOVERY		18.00	7.4689%	3,366.51	\$	\$
CAMPBRIAN		15.00	6.2241%	7,014.94	\$	\$
CAMPBELL USD		89.00	36.9295%	7,929.98	\$	\$
LAKESIDE		1.00	0.4149%	66.87	\$	\$
LOMA PRITA		1.00	0.4149%	66.87	\$	\$
LOS GATOS		12.00	4.9793%	2,932.19	\$	\$
LG-SARATOGA USD		43.00	17.8423%	3,393.98	\$	\$
LUTHER BURBANK		3.00	1.2448%	499.60	\$	\$
MORELAND		30.00	12.4481%	4,549.75	\$	\$
SARATOGA		10.00	4.1694%	1,721.93	\$	\$
UNION		17.00	7.0539%	5,748.33	\$	\$
SELPA III		241.00	100.0000%	38,242.06	\$ 2,462,377.00	\$ 2,462,377.00
SCCDE		2.00	0.00%	556.06	\$	\$
SCCDE CHARTER - DISCOVERY II		1.00	0.79%	666.63	\$	\$
SCCDE CHARTER - UNIV PREP		123.00	97.62%	29,449.39	\$	\$
SUSD		126.00	100.00%	30,672.08	\$ 2,000,322.00	\$ 2,000,322.00
SELPA IV		126.00	100.00%	30,672.08	\$	\$
SCCDE		62.00	0.00%	16,745.97	\$	\$
SCUSD		62.00	100.00%	16,745.97	\$	\$
SELPA VII		62.00	100.00%	16,745.97	\$ 956,786.00	\$ 956,786.00
TOTAL - NW SELPA		685.00		143,960.69	\$ 9,344,262.00	\$ 9,344,262.00
TOTAL GRANT AMOUNT - COE FUND 870					\$	\$
TOTAL GRANT AMOUNT - CHARTERS FUND 882					\$	\$
TOTAL GRANT AMOUNT - DISTRICTS FUND 100					\$	\$
TOTAL GRANT AMOUNT - NW SELPA					\$	\$

SELPA II - PROPOSED SET ASIDE: As part of the cost sharing arrangement, SELPA II agreed to pass Federal Mental Health Funds through to Fremont USD and Fremont USD agreed to manage the Therapeutic Services Contract with an agreed upon NPA to support the TSDC programs.		SELPA III		SELPA IV		SELPA V		SELPA VI		SELPA VII		SELPA VIII		SELPA IX		SELPA X		SELPA XI		SELPA XII		SELPA XIII		SELPA XIV		SELPA XV		SELPA XVI		SELPA XVII		SELPA XVIII		SELPA XIX		SELPA XX		SELPA XXI		SELPA XXII		SELPA XXIII		SELPA XXIV		SELPA XXV		SELPA XXVI		SELPA XXVII		SELPA XXVIII		SELPA XXIX		SELPA XXX		SELPA XXXI		SELPA XXXII		SELPA XXXIII		SELPA XXXIV		SELPA XXXV		SELPA XXXVI		SELPA XXXVII		SELPA XXXVIII		SELPA XXXIX		SELPA XL		SELPA XLI		SELPA XLII		SELPA XLIII		SELPA XLIV		SELPA XLV		SELPA XLVI		SELPA XLVII		SELPA XLVIII		SELPA XLIX		SELPA L		SELPA LI		SELPA LII		SELPA LIII		SELPA LIV		SELPA LV		SELPA LVI		SELPA LVII		SELPA LVIII		SELPA LIX		SELPA LX		SELPA LXI		SELPA LXII		SELPA LXIII		SELPA LXIV		SELPA LXV		SELPA LXVI		SELPA LXVII		SELPA LXVIII		SELPA LXIX		SELPA LXX		SELPA LXXI		SELPA LXXII		SELPA LXXIII		SELPA LXXIV		SELPA LXXV		SELPA LXXVI		SELPA LXXVII		SELPA LXXVIII		SELPA LXXIX		SELPA LXXX		SELPA LXXXI		SELPA LXXXII		SELPA LXXXIII		SELPA LXXXIV		SELPA LXXXV		SELPA LXXXVI		SELPA LXXXVII		SELPA LXXXVIII		SELPA LXXXIX		SELPA LXXXX		SELPA LXXXXI		SELPA LXXXXII		SELPA LXXXXIII		SELPA LXXXXIV		SELPA LXXXXV		SELPA LXXXXVI		SELPA LXXXXVII		SELPA LXXXXVIII		SELPA LXXXXIX		SELPA LXXXXX		SELPA LXXXXXI		SELPA LXXXXXII		SELPA LXXXXXIII		SELPA LXXXXXIV		SELPA LXXXXXV		SELPA LXXXXXVI		SELPA LXXXXXVII		SELPA LXXXXXVIII		SELPA LXXXXXIX		SELPA LXXXXXX		SELPA LXXXXXXI		SELPA LXXXXXXII		SELPA LXXXXXXIII		SELPA LXXXXXXIV		SELPA LXXXXXXV		SELPA LXXXXXXVI		SELPA LXXXXXXVII		SELPA LXXXXXXVIII		SELPA LXXXXXXIX		SELPA LXXXXXXX		SELPA LXXXXXXI		SELPA LXXXXXXII		SELPA LXXXXXXIII		SELPA LXXXXXXIV		SELPA LXXXXXXV		SELPA LXXXXXXVI		SELPA LXXXXXXVII		SELPA LXXXXXXVIII		SELPA LXXXXXXIX		SELPA LXXXXXXX		SELPA LXXXXXXI		SELPA LXXXXXXII		SELPA LXXXXXXIII		SELPA LXXXXXXIV		SELPA LXXXXXXV		SELPA LXXXXXXVI		SELPA LXXXXXXVII		SELPA LXXXXXXVIII		SELPA LXXXXXXIX		SELPA LXXXXXXX		SELPA LXXXXXXI		SELPA LXXXXXXII		SELPA LXXXXXXIII		SELPA LXXXXXXIV		SELPA LXXXXXXV		SELPA LXXXXXXVI		SELPA LXXXXXXVII		SELPA LXXXXXXVIII		SELPA LXXXXXXIX		SELPA LXXXXXXX		SELPA LXXXXXXI		SELPA LXXXXXXII		SELPA LXXXXXXIII		SELPA LXXXXXXIV		SELPA LXXXXXXV		SELPA LXXXXXXVI		SELPA LXXXXXXVII		SELPA LXXXXXXVIII		SELPA LXXXXXXIX		SELPA LXXXXXXX		SELPA LXXXXXXI		SELPA LXXXXXXII		SELPA LXXXXXXIII		SELPA LXXXXXXIV		SELPA LXXXXXXV		SELPA LXXXXXXVI		SELPA LXXXXXXVII		SELPA LXXXXXXVIII		SELPA LXXXXXXIX		SELPA LXXXXXXX		SELPA LXXXXXXI		SELPA LXXXXXXII		SELPA LXXXXXXIII		SELPA LXXXXXXIV		SELPA LXXXXXXV		SELPA LXXXXXXVI		SELPA LXXXXXXVII		SELPA LXXXXXXVIII		SELPA LXXXXXXIX		SELPA LXXXXXXX		SELPA LXXXXXXI		SELPA LXXXXXXII		SELPA LXXXXXXIII		SELPA LXXXXXXIV		SELPA LXXXXXXV		SELPA LXXXXXXVI		SELPA LXXXXXXVII		SELPA LXXXXXXVIII		SELPA LXXXXXXIX		SELPA LXXXXXXX		SELPA LXXXXXXI		SELPA LXXXXXXII		SELPA LXXXXXXIII		SELPA LXXXXXXIV		SELPA LXXXXXXV		SELPA LXXXXXXVI		SELPA LXXXXXXVII		SELPA LXXXXXXVIII		SELPA LXXXXXXIX		SELPA LXXXXXXX		SELPA LXXXXXXI		SELPA LXXXXXXII		SELPA LXXXXXXIII		SELPA LXXXXXXIV		SELPA LXXXXXXV		SELPA LXXXXXXVI		SELPA LXXXXXXVII		SELPA LXXXXXXVIII		SELPA LXXXXXXIX		SELPA LXXXXXXX		SELPA LXXXXXXI		SELPA LXXXXXXII		SELPA LXXXXXXIII		SELPA LXXXXXXIV		SELPA LXXXXXXV		SELPA LXXXXXXVI		SELPA LXXXXXXVII		SELPA LXXXXXXVIII		SELPA LXXXXXXIX		SELPA LXXXXXXX		SELPA LXXXXXXI		SELPA LXXXXXXII		SELPA LXXXXXXIII		SELPA LXXXXXXIV		SELPA LXXXXXXV		SELPA LXXXXXXVI		SELPA LXXXXXXVII		SELPA LXXXXXXVIII		SELPA LXXXXXXIX		SELPA LXXXXXXX		SELPA LXXXXXXI		SELPA LXXXXXXII		SELPA LXXXXXXIII		SELPA LXXXXXXIV		SELPA LXXXXXXV		SELPA LXXXXXXVI		SELPA LXXXXXXVII		SELPA LXXXXXXVIII		SELPA LXXXXXXIX		SELPA LXXXXXXX		SELPA LXXXXXXI		SELPA LXXXXXXII		SELPA LXXXXXXIII		SELPA LXXXXXXIV		SELPA LXXXXXXV		SELPA LXXXXXXVI		SELPA LXXXXXXVII		SELPA LXXXXXXVIII		SELPA LXXXXXXIX		SELPA LXXXXXXX		SELPA LXXXXXXI		SELPA LXXXXXXII		SELPA LXXXXXXIII		SELPA LXXXXXXIV		SELPA LXXXXXXV		SELPA LXXXXXXVI		SELPA LXXXXXXVII		SELPA LXXXXXXVIII		SELPA LXXXXXXIX		SELPA LXXXXXXX		SELPA LXXXXXXI		SELPA LXXXXXXII		SELPA LXXXXXXIII		SELPA LXXXXXXIV		SELPA LXXXXXXV		SELPA LXXXXXXVI		SELPA LXXXXXXVII		SELPA LXXXXXXVIII		SELPA LXXXXXXIX		SELPA LXXXXXXX		SELPA LXXXXXXI		SELPA LXXXXXXII		SELPA LXXXXXXIII		SELPA LXXXXXXIV		SELPA LXXXXXXV		SELPA LXXXXXXVI		SELPA LXXXXXXVII		SELPA LXXXXXXVIII		SELPA LXXXXXXIX		SELPA LXXXXXXX		SELPA LXXXXXXI		SELPA LXXXXXXII		SELPA LXXXXXXIII		SELPA LXXXXXXIV		SELPA LXXXXXXV		SELPA LXXXXXXVI		SELPA LXXXXXXVII		SELPA LXXXXXXVIII		SELPA LXXXXXXIX		SELPA LXXXXXXX		SELPA LXXXXXXI		SELPA LXXXXXXII		SELPA LXXXXXXIII		SELPA LXXXXXXIV		SELPA LXXXXXXV		SELPA LXXXXXXVI		SELPA LXXXXXXVII		SELPA LXXXXXXVIII		SELPA LXXXXXXIX		SELPA LXXXXXXX		SELPA LXXXXXXI		SELPA LXXXXXXII		SELPA LXXXXXXIII		SELPA LXXXXXXIV		SELPA LXXXXXXV		SELPA LXXXXXXVI		SELPA LXXXXXXVII		SELPA LXXXXXXVIII		SELPA LXXXXXXIX		SELPA LXXXXXXX		SELPA LXXXXXXI		SELPA LXXXXXXII		SELPA LXXXXXXIII		SELPA LXXXXXXIV		SELPA LXXXXXXV		SELPA LXXXXXXVI		SELPA LXXXXXXVII		SELPA LXXXXXXVIII		SELPA LXXXXXXIX		SELPA LXXXXXXX		SELPA LXXXXXXI		SELPA LXXXXXXII		SELPA LXXXXXXIII		SELPA LXXXXXXIV		SELPA LXXXXXXV		SELPA LXXXXXXVI		SELPA LXXXXXXVII		SELPA LXXXXXXVIII		SELPA LXXXXXXIX		SELPA LXXXXXXX		SELPA LXXXXXXI		SELPA LXXXXXXII		SELPA LXXXXXXIII		SELPA LXXXXXXIV		SELPA LXXXXXXV		SELPA LXXXXXXVI		SELPA LXXXXXXVII		SELPA LXXXXXXVIII		SELPA LXXXXXXIX		SELPA LXXXXXXX		SELPA LXXXXXXI		SELPA LXXXXXXII		SELPA LXXXXXXIII		SELPA LXXXXXXIV		SELPA LXXXXXXV		SELPA LXXXXXXVI		SELPA LXXXXXXVII		SELPA LXXXXXXVIII		SELPA LXXXXXXIX		SELPA LXXXXXXX		SELPA LXXXXXXI		SELPA LXXXXXXII		SELPA LXXXXXXIII		SELPA LXXXXXXIV		SELPA LXXXXXXV		SELPA LXXXXXXVI		SELPA LXXXXXXVII		SELPA LXXXXXXVIII		SELPA LXXXXXXIX		SELPA LXXXXXXX		SELPA LXXXXXXI		SELPA LXXXXXXII		SELPA LXXXXXXIII		SELPA LXXXXXXIV		SELPA LXXXXXXV		SELPA LXXXXXXVI		SELPA LXXXXXXVII		SELPA LXXXXXXVIII		SELPA LXXXXXXIX		SELPA LXXXXXXX		SELPA LXXXXXXI		SELPA LXXXXXXII		SELPA LXXXXXXIII		SELPA LXXXXXXIV		SELPA LXXXXXXV		SELPA LXXXXXXVI		SELPA LXXXXXXVII		SELPA LXXXXXXVIII		SELPA LXXXXXXIX		SELPA LXXXXXXX		SELPA LXXXXXXI		SELPA LXXXXXXII		SELPA LXXXXXXIII		SELPA LXXXXXXIV		SELPA LXXXXXXV		SELPA LXXXXXXVI		SELPA LXXXXXXVII		SELPA LXXXXXXVIII		SELPA LXXXXXXIX		SELPA LXXXXXXX		SELPA LXXXXXXI		SELPA LXXXXXXII		SELPA LXXXXXXIII		SELPA LXXXXXXIV		SELPA LXXXXXXV		SELPA LXXXXXXVI		SELPA LXXXXXXVII		SELPA LXXXXXXVIII		SELPA LXXXXXXIX		SELPA LXXXXXXX		SELPA LXXXXXXI		SELPA LXXXXXXII		SELPA LXXXXXXIII		SELPA LXXXXXXIV		SELPA LXXXXXXV		SELPA LXXXXXXVI		SELPA LXXXXXXVII		SELPA LXXXXXXVIII		SELPA LXXXXXXIX		SELPA LXXXXXXX		SELPA LXXXXXXI		SELPA LXXXXXXII		SELPA LXXXXXXIII		SELPA LXXXXXXIV		SELPA LXXXXXXV		SELPA LXXXXXXVI		SELPA LXXXXXXVII		SELPA LXXXXXXVIII		SELPA LXXXXXXIX		SELPA LXXXXXXX		SELPA LXXXXXXI		SELPA LXXXXXXII		SELPA LXXXXXXIII		SELPA LXXXXXXIV		SELPA LXXXXXXV		SELPA LXXXXXXVI		SELPA LXXXXXXVII		SELPA LXXXXXXVIII		SELPA LXXXXXXIX		SELPA LXXXXXXX		SELPA LXXXXXXI		SELPA LXXXXXXII		SELPA LXXXXXXIII		SELPA LXXXXXXIV		SELPA LXXXXXXV		SELPA LXXXXXXVI		SELPA LXXXXXXVII		SELPA LXXXXXXVIII		SELPA LXXXXXXIX		SELPA LXXXXXXX		SELPA LXXXXXXI		SELPA LXXXXXXII		SELPA LXXXXXXIII		SELPA LXXXXXXIV		SELPA LXXXXXXV		SELPA LXXXXXXVI		SELPA LXXXXXXVII		SELPA LXXXXXXVIII		SELPA LXXXXXXIX		SELPA LXXXXXXX		SELPA LXXXXXXI		SELPA LXXXXXXII		SELPA LXXXXXXIII		SELPA LXXXXXXIV		SELPA LXXXXXXV		SELPA LXXXXXXVI		SELPA LXXXXXXVII		SELPA LXXXXXXVIII		SELPA LXXXXXXIX		SELPA LXXXXXXX		SELPA LXXXXXXI		SELPA LXXXXXXII		SELPA LXXXXXXIII		SELPA LXXXXXXIV		SELPA LXXXXXXV		SELPA LXXXXXXVI		SELPA LXXXXXXVII		SELPA LXXXXXXVIII		SELPA LXXXXXXIX		SELPA LXXXXXXX		SELPA LXXXXXXI		SELPA LXXXXXXII		SELPA LXXXXXXIII		SELPA LXXXXXXIV		SELPA LXXXXXXV		SELPA LXXXXXXVI		SELPA LXXXXXXVII		SELPA LXXXXXXVIII		SELPA LXXXXXXIX		SELPA LXXXXXXX		SELPA LXXXXXXI		SELPA LXXXXXXII		SELPA LXXXXXXIII		SELPA LXXXXXXIV		SELPA LXXXXXXV		SELPA LXXXXXXVI		SELPA LXXXXXXVII		SELPA LXXXXXXVIII		SELPA LXXXXXXIX		SELPA LXXXXXXX		SELPA LXXXXXXI		SELPA LXXXXXXII		SELPA LXXXXXXIII		SELPA LXXXXXXIV		SELPA LXXXXXXV		SELPA LXXXXXXVI		SELPA LXXXXXXVII		SELPA LXXXXXXVIII		SELPA LXXXXXXIX		SELPA LXXXXXXX		SELPA LXXXXXXI		SELPA LXXXXXXII		SELPA LXXXXXXIII		SELPA LXXXXXXIV		SELPA LXXXXXXV		SELPA LXXXXXXVI		SELPA LXXXXXXVII		SELPA LXXXXXXVIII		SELPA LXXXXXXIX		SELPA LXXXXXXX		SELPA LXXXXXXI		SELPA LXXXXXXII		SELPA LXXXXXXIII		SELPA LXXXXXXIV		SELPA LXXXXXXV		SELPA LXXXXXXVI		SELPA LXXXXXXVII		SELPA LXXXXXXVIII		SELPA LXXXXXXIX		SELPA LXXXXXXX		SELPA LXXXXXXI		SELPA LXXXXXXII		SELPA LXXXXXXIII		SELPA LXXXXXXIV		SELPA LXXXXXXV		SELPA LXXXXXXVI		SELPA LXXXXXXVII		SELPA LXXXXXXVIII		SELPA LXXXXXXIX		SELPA LXXXXXXX		SELPA LXXXXXXI		SELPA LXXXXXXII		SELPA LXXXXXXIII		SELPA LXXXXXXIV		SELPA LXXXXXXV		SELPA LXXXXXXVI		SELPA LXXXXXXVII		SELPA LXXXXXXVIII		SELPA LXXXXXXIX		SELPA LXXXXXXX		SELPA LXXXXXXI		SELPA LXXXXXXII		SELPA LXXXXXXIII		SELPA LXXXXXXIV		SELPA LXXXXXXV		SELPA LXXXXXXVI		SELPA LXXXXXXVII		SELPA LXXXXXXVIII		SELPA LXXXXXXIX		SELPA LXXXXXXX		SELPA LXXXXXXI		SELPA LXXXXXXII		SELPA LXXXXXXIII		SELPA LXXXXXXIV		SELPA LXXXXXXV		SELPA LXXXXXXVI		SELPA LXXXXXXVII		SELPA LXXXXXXVIII		SELPA LXXXXXXIX		SELPA LXXXXXXX		SELPA LXXXXXXI		SELPA LXXXXXXII		SELPA LXXXXXXIII		SELPA LXXXXXXIV		SELPA LXXXXXXV		SELPA LXXXXXXVI		SELPA LXXXXXXVII		SELPA LXXXXXXVIII		SELPA LXXXXXXIX		SELPA LXXXXXXX		SELPA LXXXXXXI		SELPA LXXXXXXII		SELPA LXXXXXXIII		SELPA LXXXXXXIV		SELPA LXXXXXXV		SELPA LXXXXXXVI		SELPA LXXXXXXVII		SELPA LXXXXXXVIII		SELPA LXXXXXXIX		SELPA LXXXXXXX		SELPA LXXXXXXI		SELPA LXXXXXXII		SELPA LXXXXXXIII		SELPA LXXXXXXIV		SELPA LXXXXXXV		SELPA LXXXXXXVI		SELPA LXXXXXXVII		SELPA LXXXXXXVIII		SELPA LXXXXXXIX		SELPA LXXXXXXX		SELPA LXXXXXXI		SELPA LXXXXXXII		SELPA LXXXXXXIII		SELPA LXXXXXXIV		SELPA LXXXXXXV		SELPA LXXXXXXVI		SELPA LXXXXXXVII		SELPA LXXXXXXVIII		SELPA LXXXXXXIX		SELPA LXXXXXXX		SELPA LXXXXXXI		SELPA LXXXXXXII		SELPA LXXXXXXIII		SELPA LXXXXXXIV		SELPA LXXXXXXV		SELPA LXXXXXXVI		SELPA LXXXXXXVII		SELPA LXXXXXXVIII		SELPA LXXXXXXIX		SELPA LXXXXXXX		SELPA LXXXXXXI		SELPA LXXXXXXII		SELPA LXXXXXXIII		SELPA LXXXXXXIV		SELPA LXXXXXXV		SELPA LXXXXXXVI		SELPA LXXXXXXVII		SELPA LXXXXXXVIII		SELPA LXXXXXXIX		SELPA LXXXXXXX		SELPA LXXXXXXI		SELPA LXXXXXXII		SELPA LXXXXXXIII		SELPA LXXXXXXIV		SELPA LXXXXXXV		SELPA LXXXXXXVI		SELPA LXXXXXXVII		SELPA LXXXXXXVIII		SELPA LXXXXXXIX		SELPA LXXXXXXX		SELPA LXXXXXXI		SELPA LXXXXXXII		SELPA LXXXXXXIII		SELPA LXXXXXXIV		SELPA LXXXXXXV		SELPA LXXXXXXVI		SELPA LXXXXXXVII		SELPA LXXXXXXVIII		SELPA LXXXXXXIX		SELPA LXXXXXXX		SELPA LXXXXXXI		SELPA LXXXXXXII		SELPA LXXXXXXIII		SELPA LXXXXXXIV		SELPA LXXXXXXV		SELPA LXXXXXXVI		SELPA LXXXXXXVII		SELPA LXXXXXXVIII		SELPA LXXXXXXIX		SELPA LXXXXXXX		SELPA LXXXXXXI		SELPA LXXXXXXII		SELPA LXXXXXXIII		SELPA LXXXXXXIV		SELPA LXXXXXXV		SELPA LXXXXXXVI		SELPA LXXXXXXVII		SELPA LXXXXXXVIII		SELPA LXXXXXXIX		SELPA LXXXXXXX		SELPA LXXXXXXI		SELPA LXXXXXXII		SELPA LXXXXXXIII		SELPA LXXXXXXIV		SELPA LXXXXXXV		SELPA LXXXXXXVI		SELPA LXXXXXXVII		SELPA LXXXXXXVIII		SELPA LXXXXXXIX		SELPA LXXXXXXX		SELPA LXXXXXXI		SELPA LXXXXXXII		SELPA LXXXXXXIII		SELPA LXXXXXXIV		SELPA LXXXXXXV		SELPA LXXXXXXVI		SELPA LXXXXXXVII		SELPA LXXXXXXVIII		SELPA LXXXXXXIX		SELPA LXXXXXXX		SELPA LXXXXXXI		SELPA LXXXXXXII		SELPA LXXXXXXIII		SELPA LXXXXXXIV		SELPA LXXXXXXV		SELPA LXXXXXXVI		SELPA LXXXXXXVII		SELPA LXXXXXXVIII		SELPA LXXXXXXIX		SELPA LXXXXXXX		SELPA LXXXXXXI		SELPA LXXXXXXII		SELPA LXXXXXXIII		SELPA LXXXXXXIV		SELPA LXXXXXXV		SELPA LXXXXXXVI		SELPA LXXXXXXVII		SELPA LXXXXXXVIII		SELPA LXXXXXXIX		SELPA LXXXXXXX		SELPA LXXXXXXI		SELPA LXXXXXXII		SELPA LXXXXXXIII		SELPA LXXXXXXIV		SELPA LXXXXXXV		SELPA LXXXXXXVI		SELPA LXXXXXXVII		SELPA LXXXXXXVIII		SELPA LXXXXXXIX		SELPA LXXXXXXX		SELPA LXXXXXXI		SELPA LXXXXXXII		SELPA LXXXXXXIII		SELPA LXXXXXXIV		SELPA LXXXXXXV		SELPA LXXXXXXVI		SELPA LXXXXXXVII		SELPA LXXXXXXVIII		SELPA LXXXXXXIX		SELPA LXXXXXXX		SELPA LXXXXXXI		SELPA LXXXXXXII		SELPA LXXXXXXIII		SELPA LXXXXXXIV		SELPA LXXXXXXV		SELPA LXXXXXXVI		SELPA LXXXXXXVII		SELPA LXXXXXXVIII		SELPA LXXXXXXIX		SELPA LXXXXXXX		SELPA LXXXXXXI		SELPA LXXXXXXII		SELPA LXXXXXXIII		SELPA LXXXXXXIV		SELPA LXXXXXXV		SELPA LXXXXXXVI		SELPA LXXXXXXVII		SELPA LXXXXXXVIII		SELPA LXXXXXXIX		SELPA LXXXXXXX		SELPA LXXXXXXI		SELPA LXXXXXXII		SELPA LXXXXXXIII		SELPA LXXXXXXIV		SELPA LXXXXXXV		SELPA LXXXXXXVI		SELPA LXXXXXXVII		SELPA LXXXXXXVIII		SELPA LXXXXXXIX		SELPA LXXXXXXX		SELPA LXXXXXXI		SELPA LXXXXXXII		SELPA LXXXXXXIII		SELPA LXXXXXXIV		SELPA LXXXXXXV		SELPA LXXXXXXVI		SELPA LXXXXXXVII		SELPA LXXXXXXVIII		SELPA LXXXXXXIX		SELPA LXXXXXXX		SELPA LXXXXXXI		SELPA LXXXXXXII		SELPA LXXXXXXIII		SELPA LXXXXXXIV		SELPA LXXXXXXV		SELPA L	
---	--	-----------	--	----------	--	---------	--	----------	--	-----------	--	------------	--	----------	--	---------	--	----------	--	-----------	--	------------	--	-----------	--	----------	--	-----------	--	------------	--	-------------	--	-----------	--	----------	--	-----------	--	------------	--	-------------	--	------------	--	-----------	--	------------	--	-------------	--	--------------	--	------------	--	-----------	--	------------	--	-------------	--	--------------	--	-------------	--	------------	--	-------------	--	--------------	--	---------------	--	-------------	--	----------	--	-----------	--	------------	--	-------------	--	------------	--	-----------	--	------------	--	-------------	--	--------------	--	------------	--	---------	--	----------	--	-----------	--	------------	--	-----------	--	----------	--	-----------	--	------------	--	-------------	--	-----------	--	----------	--	-----------	--	------------	--	-------------	--	------------	--	-----------	--	------------	--	-------------	--	--------------	--	------------	--	-----------	--	------------	--	-------------	--	--------------	--	-------------	--	------------	--	-------------	--	--------------	--	---------------	--	-------------	--	------------	--	-------------	--	--------------	--	---------------	--	--------------	--	-------------	--	--------------	--	---------------	--	----------------	--	--------------	--	-------------	--	--------------	--	---------------	--	----------------	--	---------------	--	--------------	--	---------------	--	----------------	--	-----------------	--	---------------	--	--------------	--	---------------	--	----------------	--	-----------------	--	----------------	--	---------------	--	----------------	--	-----------------	--	------------------	--	----------------	--	---------------	--	----------------	--	-----------------	--	------------------	--	-----------------	--	----------------	--	-----------------	--	------------------	--	-------------------	--	-----------------	--	----------------	--	----------------	--	-----------------	--	------------------	--	-----------------	--	----------------	--	-----------------	--	------------------	--	-------------------	--	-----------------	--	----------------	--	----------------	--	-----------------	--	------------------	--	-----------------	--	----------------	--	-----------------	--	------------------	--	-------------------	--	-----------------	--	----------------	--	----------------	--	-----------------	--	------------------	--	-----------------	--	----------------	--	-----------------	--	------------------	--	-------------------	--	-----------------	--	----------------	--	----------------	--	-----------------	--	------------------	--	-----------------	--	----------------	--	-----------------	--	------------------	--	-------------------	--	-----------------	--	----------------	--	----------------	--	-----------------	--	------------------	--	-----------------	--	----------------	--	-----------------	--	------------------	--	-------------------	--	-----------------	--	----------------	--	----------------	--	-----------------	--	------------------	--	-----------------	--	----------------	--	-----------------	--	------------------	--	-------------------	--	-----------------	--	----------------	--	----------------	--	-----------------	--	------------------	--	-----------------	--	----------------	--	-----------------	--	------------------	--	-------------------	--	-----------------	--	----------------	--	----------------	--	-----------------	--	------------------	--	-----------------	--	----------------	--	-----------------	--	------------------	--	-------------------	--	-----------------	--	----------------	--	----------------	--	-----------------	--	------------------	--	-----------------	--	----------------	--	-----------------	--	------------------	--	-------------------	--	-----------------	--	----------------	--	----------------	--	-----------------	--	------------------	--	-----------------	--	----------------	--	-----------------	--	------------------	--	-------------------	--	-----------------	--	----------------	--	----------------	--	-----------------	--	------------------	--	-----------------	--	----------------	--	-----------------	--	------------------	--	-------------------	--	-----------------	--	----------------	--	----------------	--	-----------------	--	------------------	--	-----------------	--	----------------	--	-----------------	--	------------------	--	-------------------	--	-----------------	--	----------------	--	----------------	--	-----------------	--	------------------	--	-----------------	--	----------------	--	-----------------	--	------------------	--	-------------------	--	-----------------	--	----------------	--	----------------	--	-----------------	--	------------------	--	-----------------	--	----------------	--	-----------------	--	------------------	--	-------------------	--	-----------------	--	----------------	--	----------------	--	-----------------	--	------------------	--	-----------------	--	----------------	--	-----------------	--	------------------	--	-------------------	--	-----------------	--	----------------	--	----------------	--	-----------------	--	------------------	--	-----------------	--	----------------	--	-----------------	--	------------------	--	-------------------	--	-----------------	--	----------------	--	----------------	--	-----------------	--	------------------	--	-----------------	--	----------------	--	-----------------	--	------------------	--	-------------------	--	-----------------	--	----------------	--	----------------	--	-----------------	--	------------------	--	-----------------	--	----------------	--	-----------------	--	------------------	--	-------------------	--	-----------------	--	----------------	--	----------------	--	-----------------	--	------------------	--	-----------------	--	----------------	--	-----------------	--	------------------	--	-------------------	--	-----------------	--	----------------	--	----------------	--	-----------------	--	------------------	--	-----------------	--	----------------	--	-----------------	--	------------------	--	-------------------	--	-----------------	--	----------------	--	----------------	--	-----------------	--	------------------	--	-----------------	--	----------------	--	-----------------	--	------------------	--	-------------------	--	-----------------	--	----------------	--	----------------	--	-----------------	--	------------------	--	-----------------	--	----------------	--	-----------------	--	------------------	--	-------------------	--	-----------------	--	----------------	--	----------------	--	-----------------	--	------------------	--	-----------------	--	----------------	--	-----------------	--	------------------	--	-------------------	--	-----------------	--	----------------	--	----------------	--	-----------------	--	------------------	--	-----------------	--	----------------	--	-----------------	--	------------------	--	-------------------	--	-----------------	--	----------------	--	----------------	--	-----------------	--	------------------	--	-----------------	--	----------------	--	-----------------	--	------------------	--	-------------------	--	-----------------	--	----------------	--	----------------	--	-----------------	--	------------------	--	-----------------	--	----------------	--	-----------------	--	------------------	--	-------------------	--	-----------------	--	----------------	--	----------------	--	-----------------	--	------------------	--	-----------------	--	----------------	--	-----------------	--	------------------	--	-------------------	--	-----------------	--	----------------	--	----------------	--	-----------------	--	------------------	--	-----------------	--	----------------	--	-----------------	--	------------------	--	-------------------	--	-----------------	--	----------------	--	----------------	--	-----------------	--	------------------	--	-----------------	--	----------------	--	-----------------	--	------------------	--	-------------------	--	-----------------	--	----------------	--	----------------	--	-----------------	--	------------------	--	-----------------	--	----------------	--	-----------------	--	------------------	--	-------------------	--	-----------------	--	----------------	--	----------------	--	-----------------	--	------------------	--	-----------------	--	----------------	--	-----------------	--	------------------	--	-------------------	--	-----------------	--	----------------	--	----------------	--	-----------------	--	------------------	--	-----------------	--	----------------	--	-----------------	--	------------------	--	-------------------	--	-----------------	--	----------------	--	----------------	--	-----------------	--	------------------	--	-----------------	--	----------------	--	-----------------	--	------------------	--	-------------------	--	-----------------	--	----------------	--	----------------	--	-----------------	--	------------------	--	-----------------	--	----------------	--	-----------------	--	------------------	--	-------------------	--	-----------------	--	----------------	--	----------------	--	-----------------	--	------------------	--	-----------------	--	----------------	--	-----------------	--	------------------	--	-------------------	--	-----------------	--	----------------	--	----------------	--	-----------------	--	------------------	--	-----------------	--	----------------	--	-----------------	--	------------------	--	-------------------	--	-----------------	--	----------------	--	----------------	--	-----------------	--	------------------	--	-----------------	--	----------------	--	-----------------	--	------------------	--	-------------------	--	-----------------	--	----------------	--	----------------	--	-----------------	--	------------------	--	-----------------	--	----------------	--	-----------------	--	------------------	--	-------------------	--	-----------------	--	----------------	--	----------------	--	-----------------	--	------------------	--	-----------------	--	----------------	--	-----------------	--	------------------	--	-------------------	--	-----------------	--	----------------	--	----------------	--	-----------------	--	------------------	--	-----------------	--	----------------	--	-----------------	--	------------------	--	-------------------	--	-----------------	--	----------------	--	----------------	--	-----------------	--	------------------	--	-----------------	--	----------------	--	-----------------	--	------------------	--	-------------------	--	-----------------	--	----------------	--	----------------	--	-----------------	--	------------------	--	-----------------	--	----------------	--	-----------------	--	------------------	--	-------------------	--	-----------------	--	----------------	--	----------------	--	-----------------	--	------------------	--	-----------------	--	----------------	--	-----------------	--	------------------	--	-------------------	--	-----------------	--	----------------	--	----------------	--	-----------------	--	------------------	--	-----------------	--	----------------	--	-----------------	--	------------------	--	-------------------	--	-----------------	--	----------------	--	----------------	--	-----------------	--	------------------	--	-----------------	--	----------------	--	-----------------	--	------------------	--	-------------------	--	-----------------	--	----------------	--	----------------	--	-----------------	--	------------------	--	-----------------	--	----------------	--	-----------------	--	------------------	--	-------------------	--	-----------------	--	----------------	--	----------------	--	-----------------	--	------------------	--	-----------------	--	----------------	--	-----------------	--	------------------	--	-------------------	--	-----------------	--	----------------	--	----------------	--	-----------------	--	------------------	--	-----------------	--	----------------	--	-----------------	--	------------------	--	-------------------	--	-----------------	--	----------------	--	----------------	--	-----------------	--	------------------	--	-----------------	--	----------------	--	-----------------	--	------------------	--	-------------------	--	-----------------	--	----------------	--	----------------	--	-----------------	--	------------------	--	-----------------	--	----------------	--	-----------------	--	------------------	--	-------------------	--	-----------------	--	----------------	--	----------------	--	-----------------	--	------------------	--	-----------------	--	----------------	--	-----------------	--	------------------	--	-------------------	--	-----------------	--	----------------	--	----------------	--	-----------------	--	------------------	--	-----------------	--	----------------	--	-----------------	--	------------------	--	-------------------	--	-----------------	--	----------------	--	----------------	--	-----------------	--	------------------	--	-----------------	--	----------------	--	-----------------	--	------------------	--	-------------------	--	-----------------	--	----------------	--	----------------	--	-----------------	--	------------------	--	-----------------	--	----------------	--	-----------------	--	------------------	--	-------------------	--	-----------------	--	----------------	--	----------------	--	-----------------	--	------------------	--	-----------------	--	----------------	--	-----------------	--	------------------	--	-------------------	--	-----------------	--	----------------	--	----------------	--	-----------------	--	------------------	--	-----------------	--	----------------	--	-----------------	--	------------------	--	-------------------	--	-----------------	--	----------------	--	----------------	--	-----------------	--	------------------	--	-----------------	--	----------------	--	-----------------	--	------------------	--	-------------------	--	-----------------	--	----------------	--	----------------	--	-----------------	--	------------------	--	-----------------	--	----------------	--	-----------------	--	------------------	--	-------------------	--	-----------------	--	----------------	--	----------------	--	-----------------	--	------------------	--	-----------------	--	----------------	--	-----------------	--	------------------	--	-------------------	--	-----------------	--	----------------	--	----------------	--	-----------------	--	------------------	--	-----------------	--	----------------	--	-----------------	--	------------------	--	-------------------	--	-----------------	--	----------------	--	----------------	--	-----------------	--	------------------	--	-----------------	--	----------------	--	-----------------	--	------------------	--	-------------------	--	-----------------	--	----------------	--	----------------	--	-----------------	--	------------------	--	-----------------	--	----------------	--	-----------------	--	------------------	--	-------------------	--	-----------------	--	----------------	--	----------------	--	-----------------	--	------------------	--	-----------------	--	----------------	--	-----------------	--	------------------	--	-------------------	--	-----------------	--	----------------	--	----------------	--	-----------------	--	------------------	--	-----------------	--	----------------	--	-----------------	--	------------------	--	-------------------	--	-----------------	--	----------------	--	----------------	--	-----------------	--	------------------	--	-----------------	--	----------------	--	---------	--

*SELPA II - PROPOSED SET-ASIDE: As part of the cost-sharing arrangement, SELPA II agreed to pass Federal Mental Health Funds through to Fremont USD and Fremont USD agreed to manage the Therapeutic Services Contract with an agreed upon NPA to support the TSDC programs.

Information on the subject of funding, the 7500					
---	--	--	--	--	--

ESTIMATE

ESTIMATE	GRANT AWARD	NET GRANT DISTRIBUTION	DISTRIBUTION METHOD	TOTAL GRANT AMOUNT - COE FUND 870		TOTAL GRANT AMOUNT - CHARTERS FUND 882		TOTAL GRANT AMOUNT - DISTRICTS FUND 100		TOTAL GRANT AMOUNT - NW SELPA	
				2018	2019	2018	2019	2018	2019	2018	2019



Lifted from September 13, 2011 letter from the office of Fred Balcom, Director Special Education Division

ASSEMBLY BILL 114: RELATED SERVICES UNDER THE INDIVIDUALS WITH DISABILITIES EDUCATION ACT

With the changes to state statute outlined in Assembly Bill 114 (Chapter 43, Statutes of 2011), which relieved county mental health agencies of the responsibility to provide mental health services to students with disabilities, local educational agencies (LEAs) must rely on the Individuals with Disabilities Education Act (IDEA) for guidance on the requirements for providing related services, including those that may have previously been provided by county mental health agencies (CMHAs). Related services under IDEA are defined in Section 300.34 of Title 34 of the *Code of Federal Regulations (CFR)*:

34 CFR 300.34(a)

Related services means transportation and such developmental, corrective, and other supportive services as are required to assist a child with a disability to benefit from special education, and includes speech-language pathology and audiology services, interpreting services, psychological services, physical and occupational therapy, recreation, including therapeutic recreation, early identification and assessment of disabilities in children, counseling services, including rehabilitation counseling, orientation and mobility services, and medical services for diagnostic or evaluation purposes. Related services also include school health services and school nurse services, social work services in schools, and parent counseling and training.

Section 300.34 of Title 34 of the *CFR* further defines individual related services terms. The following list represents some of the services that may be appropriate when addressing the emotional and behavioral needs of students with disabilities (refer to 34 *CFR* Section 300.34 for the complete list of individual related services terms):

Counseling Services (34 CFR 300.34(c)(2))

Counseling services means services provided by qualified social workers, psychologists, guidance counselors, or other qualified personnel.

Parent Counseling and Training (34 CFR 300.34(c)(8))

- (i) Parent counseling and training means assisting parents in understanding the special needs of their child;
- (ii) Providing parents with information about child development; and
- (iii) Helping parents to acquire the necessary skills that will allow them to support the implementation of their child's individualized education program (IEP) or individualized family service plan (IFSP).

Psychological Services (34 CFR 300.34(c)(10))

Psychological services includes:

- (i) Administering psychological and educational tests, and other assessment procedures;
- (ii) Interpreting assessment results;
- (iii) Obtaining, integrating, and interpreting information about child behavior and conditions relating to learning;
- (iv) Consulting with other staff members in planning school programs to meet the special educational needs of children as indicated by psychological tests, interviews, direct observation, and behavioral evaluations;
- (v) Planning and managing a program of psychological services, including psychological counseling for children and parents; and
- (vi) Assisting in developing positive behavioral intervention strategies.

Social Work Services in Schools (34 CFR 300.34(c)(14))

Social work services in schools includes:

- (i) Preparing a social or developmental history on a child with a disability;
- (ii) Group and individual counseling with the child and family;
- (iii) Working in partnership with parents and others on those problems in a child's living situation (home, school, and community) that affect the child's adjustment in school;
- (iv) Mobilizing school and community resources to enable the child to learn as effectively as possible in his or her educational program; and
- (v) Assisting in developing positive behavioral intervention strategies.

Residential Placement is not listed as a related service in Section 300.34 of Title 34 of the *CFR*. However, residential placement is addressed elsewhere in the IDEA:

Residential Placement (34 CFR 300.104)

If placement in a public or private residential program is necessary to provide special education and related services to a child with a disability, the program, including non-medical care and room and board, must be at no cost to the parents of the child.

In addition, the list of related services in the IDEA is not exhaustive or finite. The IEP team must decide what related services are necessary to

provide a free appropriate public education (FAPE) to each student with a disability. The federal Office of Special Education Programs (OSEP) provides further guidance in the "Analysis of Comments and Changes" section of the final IDEA regulations, pertaining to Section 300.34 (excerpt below):

Comment

We received numerous requests to revise § 300.34 to add specific services in the definition of related services. A few commenters recommended including marriage and family therapy. One commenter recommended adding nutrition therapy and another commenter recommended adding recreation therapy. A significant number of commenters recommended adding art, music, and dance therapy. One commenter recommended adding services to ensure that medical devices, such as those used for breathing, nutrition, and other bodily functions, are working properly. One commenter requested adding programming and training for parents and staff as a related service. A few commenters requested clarification on whether auditory training and aural habilitation are related services. One commenter asked whether hippotherapy should be included as a related service. Other commenters recommended adding language in the regulations stating that the list of related services is not exhaustive. A few commenters asked whether a service is prohibited if it is not listed in the definition of **related services**.

Discussion (Response from OSEP)

Section 300.34(a) and Section 602(26) of the Act state that related services include other supportive services that are required to assist a child with a disability to benefit from special education. We believe this clearly conveys that the list of services in § 300.34 is not exhaustive and may include other developmental, corrective, or supportive services if they are required to assist a child with a disability to benefit from special education. It would be impractical to list every service that could be a related service, and therefore, no additional language will be added to the regulations.

Consistent with §§ 300.320 through 300.328, each child's IEP team, which includes the child's parent along with school officials, determines the instruction and services that are needed for an individual child to receive FAPE. In all cases concerning related services, the IEP team's determination about appropriate services must be reflected in the child's IEP, and those listed services must be provided in accordance with the IEP at public expense and at no cost to the parents. Nothing in the Act or in the definition of related services requires the provision of a related service to a child unless the child's IEP team has determined that the related service is required in order for the child to benefit from special education and has included that service in the child's IEP.

A child is eligible for special education and related services if they are evaluated in accordance with state and federal law and it is determined the child meets the definition of a "child with a disability," pursuant to Section 300.8 of Title 34 of the *CFR* and/or the definition of an "individual with exceptional needs," pursuant to Section 56026 of the California *Education Code*. To the extent that the IEP team determines that a child with a disability needs a related service to address a mental health need in order to benefit from special education, the service should be provided in accordance with the IEP. There has been some confusion regarding whether or not a student with a disability must meet the criteria for an "emotional disturbance," pursuant to Section 300.8(c)(4) of Title 34 of the *CFR*, before he/she is eligible for mental health services as part of his/her IEP¹. Though mental health needs may be a significant consideration when developing an IEP for a child who meets the criteria for an "emotional disturbance," eligibility for related services is not contingent on a particular disabling condition and should be determined based on an assessment that reveals an individualized need for the service. Similarly, a mental health diagnosis or designation as "seriously emotionally disturbed," pursuant to Section 5600.3(a)(2) of the *Welfare and Institutions Code*, does not automatically indicate eligibility for special education and related services.

If you have any questions regarding this subject, please contact the Policy and Program Services Unit of the Special Education Division by phone at 916-323-2409.

Sincerely,

Original signed by Fred Balcom. Hard copy of the signed document is available by contacting the Special Education Division's Director's Office at 916-445-4602.

Fred Balcom, Director
Special Education Division

FB:sw

Footnotes

¹ 34 *CFR* § 300.8(c)(4)(i) Emotional disturbance means a condition exhibiting one or more of the following characteristics over a long period of time and to a marked degree that adversely affects a child's educational performance:

(A) An inability to learn that cannot be explained by intellectual, sensory, or health factors.

(B) An inability to build or maintain satisfactory interpersonal relationships with peers and teachers.

(C) Inappropriate types of behavior or feelings under normal circumstances.

(D) A general pervasive mood of unhappiness or depression.

(E) A tendency to develop physical symptoms or fears associated with personal or school problems. (ii) Emotional disturbance includes schizophrenia. The term does not apply to children who are socially maladjusted, unless it is determined that they have an emotional disturbance under paragraph (c)(4)(i) of this section.



Lifted from January 5, 2012 letter from the office of Fred Balcom, Director Special Education Division

ASSEMBLY BILL 114: USE OF MENTAL HEALTH FUNDS IN THE BUDGET ACT OF 2011–12

The purpose of this letter is to provide background and guidance regarding the use of funds authorized in the Budget Act of 2011–12 restricting the use of certain funds to “educationally related mental health services.”

General Funds

Pursuant to Assembly Bill (AB) 114, Section 54 (Chapter 43, Statutes of 2011), and provisions 18 and 26 of Item 6110 161-0001 of the Budget Act of 2011–12 funds must be used for:

... educationally related mental health services, including out-of-home residential services for emotionally disturbed pupils, required by an individualized education program pursuant to the federal Individuals with Disabilities Education Act (IDEA) of 2004 (20 U.S.C. Sec. 1400 et seq.) and as described in Section 56363 of the California *Education Code (EC)*. The State Superintendent of Public Instruction shall allocate these funds to special education local plan areas in the 2011–12 fiscal year based upon an equal rate per pupil using the methodology specified in Section 56836.07 of the *EC*.

These provisions have been assigned Resource Code 6512, which differentiates these funds from Resource Code 6500, special education general fund programs. These funds shall be exclusively available for these services only for fiscal year (FY) 2011–12 and FY 2012–13.

Federal Funds

Pursuant to AB 114, Section 54 (Chapter 43, Statutes of 2011), provision 9 of Item 6110 161 0890 of the Budget Act of 2011–12, funds shall be available only for the purpose of providing:

... educationally related mental health services, including out-of-home residential services for emotionally disturbed pupils, required by an individualized education program pursuant to the federal IDEA of 2004 (20 U.S.C. Sec. 1400 et seq.) and as described in Section 56363 of the *EC*.

These funds were allocated to special education local plan areas (SELPAs) on a one-time basis in the 2011–12 fiscal year using data available from the California Special Education Management Information System (CASEMIS) as of December 1, 2010. If funds are appropriated for the purpose of providing the educationally related mental health services for the 2012–13 fiscal year, they will be allocated based on an equal rate per pupil using a methodology specified in Section 56836.07 of the *EC* and using average daily attendance for the 2011–12 fiscal year.

Definition of Educationally Related Mental Health Services

As noted in the provisions above, educationally related mental health services are described in 30 *EC* Section 56363. Section 56363 defines the term “designated instruction and services” to mean “related services” as that term is defined in Section 1401(26) of Title 20 of the *United States Code* and Section 300.34 of Title 34 of the *Code of Federal Regulations (CFR)*.

Related services under IDEA are defined in Section 300.34 of Title 34 of the *CFR*:

Related services means transportation and such developmental, corrective, and other supportive services as are required to assist a child with a disability to benefit from special education, and includes speech-language pathology and audiology services, interpreting services, psychological services, physical and occupational therapy, recreation, including therapeutic recreation, early identification and assessment of disabilities in children, counseling services, including rehabilitation counseling, orientation and mobility services, and medical services for diagnostic or evaluation purposes. Related services also include school health services and school nurse services, social work services in schools, and parent counseling and training. (34 *CFR* 300.34(a))

Section 300.34 of Title 34 of the *CFR* further defines individual related services terms. The following list represents some of the services that may be appropriate when addressing the emotional and behavioral needs of students with disabilities:

- Counseling services (34 *CFR* 300.34(c)(2)) and California *EC* 56363(b)(9)

- Parent counseling and training (34 *CFR* 300.34(c)(8)) and California *EC* 56363(b)(11)
- Psychological services (34 *CFR* 300.34(c)(10)) and California *EC* 56363(b)(10)
- Social work services in schools (34 *CFR* 300.34(c)(14)) and California *EC* 56363(b)(13)

Refer to 34 *CFR* Section 300.34 for the complete list of individual related services terms. Residential placement is not listed as a related service in Section 300.34 of Title 34 of the *CFR*. However, residential placement is addressed elsewhere in the IDEA:

If placement in a public or private residential program is necessary to provide special education and related services to a child with a disability, the program, including non medical care and room and board, must be at no cost to the parents of the child (34 *CFR* 300.104).

In addition, the list of related services in the IDEA is not exhaustive or finite. The individualized education program (IEP) team must decide what related services are necessary to provide a free appropriate public education (FAPE) to each student with a disability.

To maintain clear and understandable terminology based upon existing statute, the California Department of Education (CDE) will be using the term “related services for students who have emotional and behavioral needs” in place of “educationally related mental health services.”

Frequently Asked Questions

What limitations are on the use of state and federal funds provided in the Budget Act of 2011–12 for educationally related mental health services?

The legislature was clear that these funds are targeted for related services and that the funds are made available to local educational agencies (LEAs) to provide services formerly provided by the County Mental Health agencies and the Department of Social Services. The funds **cannot** be spent on educational services that have historically been provided by LEAs for students with emotional or behavioral needs.

What are allowable uses of the state and federal funds due to the term “educationally related mental health services”?

These funds may be used for:

The salaries of certificated supervisors and administrators; and clerical, technical, and office staff salaries associated with administering related services for students with emotional or behavioral needs.

The room and board cost of residential placement if it is included in the student’s IEP.

Professional and consulting service (e.g., case management, medical services, day treatment, individual therapy, family therapy, group therapy, group rehabilitation, therapeutic behavior services, assessment, psychological services, and residential placement) costs for students with emotional or behavioral needs.

Rental and/or lease of office space to provide professional and consulting services for students with emotional or behavioral needs.

Transportation costs of student to receive related services from a provider.

Books and supplies related to providing related services.

If you have any questions regarding this subject, please contact Chris Essman, Education Programs Consultant, Special Education Division, by phone at 916-327-3507 or by e-mail at cessman@cde.ca.gov.

Sincerely,

Original signed by Fred Balcom. Hard copy of the signed document is available by contacting the Special Education Division's Director's Office at 916-445-4602.

Fred Balcom, Director
Special Education Division

FB:rb

APPENDIX I

SELPA ADMINISTRATIVE UNIT

- 1. SELPA AU Budget**
- 2. SELPA Staff Development Budget**
- 3. Low Incidence Equipment Revenue and Low Incidence Services**

SUMMARY BUDGET - SELPA AU

2019-20 PROPOSED SELPA ADMINISTRATIVE UNIT BUDGET

OBJECT	DESCRIPTION	2019-20 PROPOSED BUDGET
8000	TOTAL REVENUE	1,145,785
9000	BEGINNING FUND BALANCE	-
	TOTAL REVENUE AND BEGINNING FUND BALANCE	1,145,785
1000	TOTAL CERTIFICATED SALARIES	186,196
2000	TOTAL CLASSIFIED SALARIES	396,217
3000	BENEFITS	212,885
4000	MATERIALS & SUPPLIES	11,471
5000	SERVICES & OTHER OPERATING EXPENSE	244,410
6000	CAPITAL OUTLAY	-
7000	INDIRECT CHARGE	94,606
	TOTAL EXPENDITURES	1,145,785
	ENDING FUND BALANCE	-

**Note: 2018-19 ending fund balance was not factored in 2019-20 Proposed Budget beginning balance.*

2019-20 PROPOSED SELPA ADMINISTRATIVE UNIT BUDGET - STAFF DEVELOPMENT

OBJECT	DESCRIPTION	2019-20 PROPOSED BUDGET
8000	TOTAL REVENUE	8,000
9000	BEGINNING FUND BALANCE	-
	TOTAL REVENUE AND BEGINNING FUND BALANCE	8,000
1000	TOTAL CERTIFICATED SALARIES	-
2000	TOTAL CLASSIFIED SALARIES	-
3000	BENEFITS	-
4000	MATERIALS & SUPPLIES	-
5000	SERVICES & OTHER OPERATING EXPENSE	7,339
6000	CAPITAL OUTLAY	-
7000	INDIRECT CHARGE	661
	TOTAL EXPENDITURES	8,000
	ENDING FUND BALANCE	-

**Note: 2018-19 ending fund balance was not factored in 2019-20 Proposed Budget beginning balance.*

2019-20 *ESTIMATED* LOW INCIDENCE FUNDING

3/28/2019



		(A)	(D)=(A) x (C)	(E)=(A) x \$430.00000	(F)=(D)+(E)	(G)=(F-J) x 9%	(J)	(K)=(H)-(J)
COST CENTER	DEC 2018 PUPIL COUNT	LI PUPIL COUNT PY DEC 2018 (1ST& 2ND) DISABILITIES - DOR	CARRYOVER FROM 2018-19	2019-20 LOW INCIDENCE PER FUNDING CERT	2019-20 LOW INCIDENCE AVAILABLE	LESS: 9% INDIRECT CHARGES	RESERVED FOR LI CTE	2019-20 LOW INCIDENCE (BEG BALANCE EXC CARRYOVER & INDIRECT)
		BY DISTRICT OF SERVICE (DOS) PUPIL COUNT TO DISTRICTS, BALANCE (DIFFERENCE) TO COE						
	SELPA 1							
322121	COE	5		2,150.00	2,150.00	177.52		1,972
322120	OTHER DISTRICTS	155		66,650.00	66,650.00	5,503.21		61,147
	SELPA 1 - TOTALS	160	-	68,800.00	68,800.00	5,680.73	-	63,119
	SELPA 2							
322221	COE	35		15,050.00	15,050.00	1,242.66		13,807
322220	OTHER DISTRICTS	128		55,040.00	55,040.00	4,544.59		50,495
	SELPA 2 - TOTALS	163	-	70,090.00	70,090.00	5,787.25	-	64,303
	SELPA 3							
322321	COE	111		47,730.00	47,730.00	2,923.68	12,321.00	32,485
322320	CAMBRIAN	13		5,590.00	5,590.00	461.56		5,128
322322	CAMPBELL ESD	28		12,040.00	12,040.00	994.13		11,046
322323	CAMPBELL HSD	22		9,460.00	9,460.00	781.10		8,679
322324	LAKESIDE	-		-	-	-		-
322325	LOMA PRIETA	1		430.00	430.00	35.50		394
322326	LOS GATOS ESD	5		2,150.00	2,150.00	177.52		1,972
322327	LG-SARATOGA	16		6,880.00	6,880.00	568.07		6,312
322328	LUTH BURBANK	-		-	-	-		-
322329	MORELAND	11		4,730.00	4,730.00	390.55		4,339
322330	SARATOGA	6		2,580.00	2,580.00	213.03		2,367
322331	UNION	23		9,890.00	9,890.00	816.61		9,073
	SELPA 3 - TOTALS	236	-	101,480.00	101,480.00	7,361.75	12,321.00	81,797
	SELPA 4							
322421	COE	95		40,850.00	40,850.00	3,372.94		37,477
322420	OTHER DISTRICTS	91		39,130.00	39,130.00	2,441.06	9,566.00	27,123
	SELPA 4 - TOTALS	186	-	79,980.00	79,980.00	5,814.00	9,566.00	\$
	SE SELPA							
322520	COE		95,000	-	95,000.00	7,844.04		87,156
	OTHER DISTRICTS			-	-	-		-
	SE SELPA - TOTALS	-	95,000	-	95,000.00	7,844.04	-	87,156
	SELPA 7							
322721	COE	3		1,290.00	1,290.00	106.51		1,183
322720	OTHER DISTRICTS	129		55,470.00	55,470.00	4,580.09		50,890
	SELPA 7 - TOTALS	132	-	56,760.00	56,760.00	5,514.06	-	52,073
	TOTALS - NW & SE	877	95,000	377,110	472,110	38,002	21,887	#VALUE!
						433,128		
Total - All NW								
SELPA DISTRICTS		628	-	270,040	270,040	21,507	9,566	238,967
Total - All NW COE		249	-	107,070	107,070	7,823	12,321	86,926

2019-20 State SELPA
Per Pupil Award: Estimate \$430.000000000

